

The background of the slide is a light gray gradient with several realistic water droplets of various sizes scattered across it. The droplets have highlights and shadows, giving them a three-dimensional appearance. The main title is centered in a large, bold, black sans-serif font.

ENVISIONING A NEW NORMAL IN HEALTHCARE

13TH ANNUAL COMMUNITY EMPOWERMENT THROUGH BLACK MEN HEALING CONFERENCE

JUNE 24, 2021

ROBERT BAILEY II




DISCLAIMER

THE VIEWS EXPRESSED ARE MY OWN AND DO NOT NECESSARILY REPRESENT THE VIEWS OF THE CENTERS FOR DISEASE CONTROL AND PREVENTION OR THE UNITED STATES GOVERNMENT.

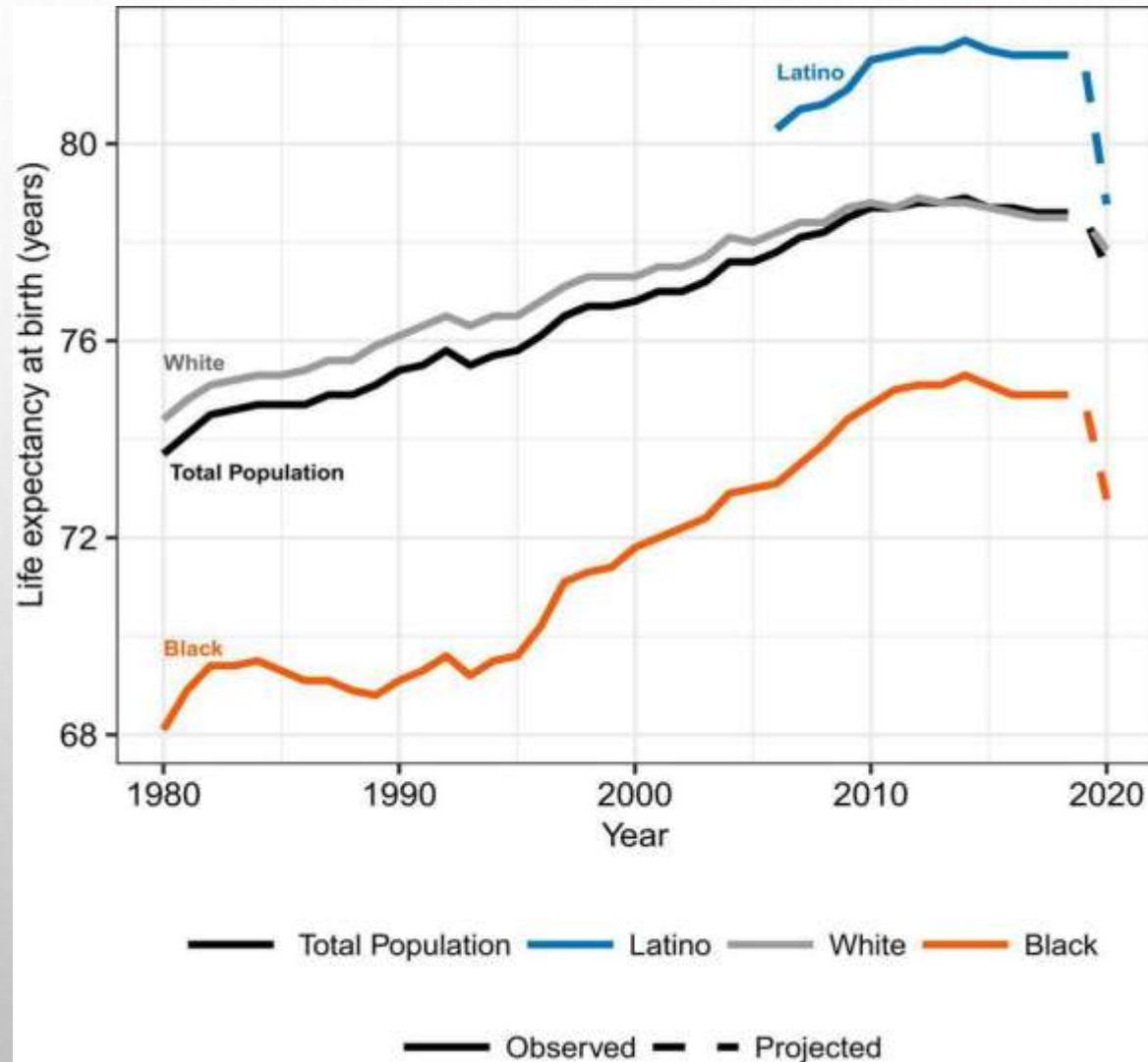


A FEW QUESTIONS...

- WHAT IS “NORMAL?”
- WHY IS IT NORMAL?
- WHAT SHOULD BE THE NEW NORMAL?



WHAT IS NORMAL?



CHANGES IN LIFE EXPECTANCY AT BIRTH BY RACE.

~THERESA ANDRASFAJ AND NOREEN GOLDMAN FOR FORBES MAGAZINE

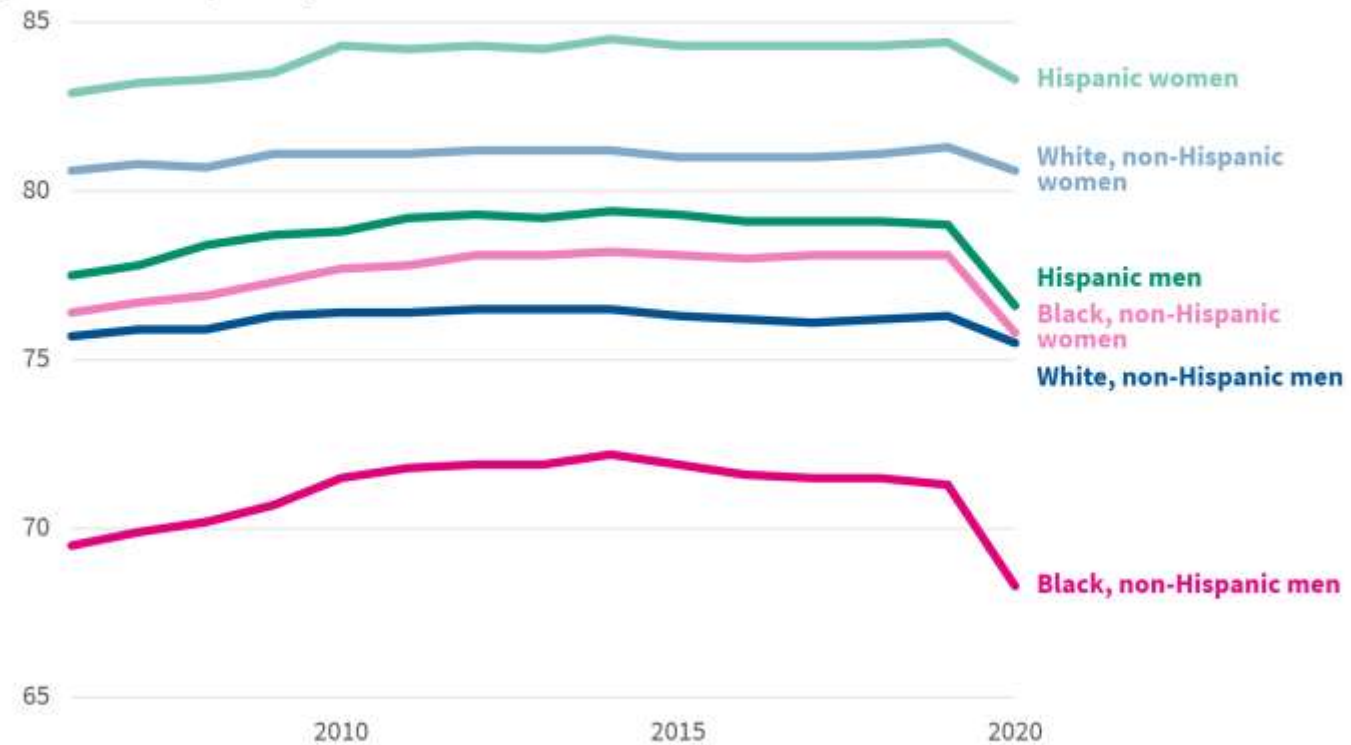
WHAT IS NORMAL?

USA **FACTS**

OUR NATION, IN NUMBERS

Life expectancy in years

By race, ethnicity, and gender



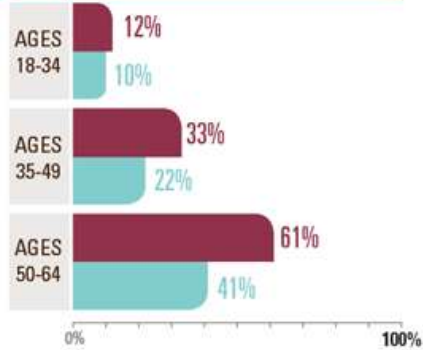
Explore the data and source at usafacts.org © 2019 USAFacts.org. All rights reserved.

WHAT IS NORMAL?

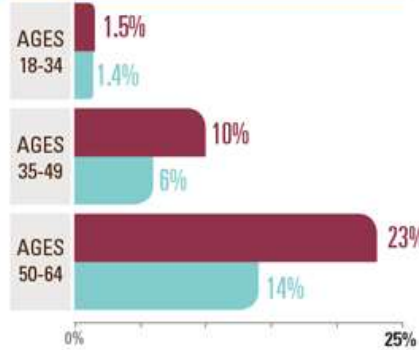
Leading Causes of Death, United States, Non-Hispanic black Males, 2017, all ages ~CDC

Non-Hispanic black, Male, All ages	Percent
1) Heart disease	23.7%
2) Cancer	20.2%
3) Unintentional injuries	7.9%
4) Homicide	5.0%
5) Stroke	4.9%
6) Diabetes	4.3%
7) Chronic lower respiratory diseases	3.2%
8) Kidney disease	2.6%
9) Septicemia	1.7%
10) Hypertension	1.6%

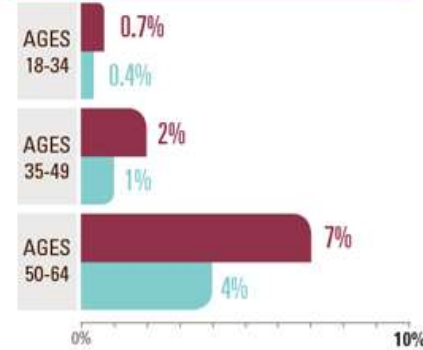
High Blood Pressure





Diabetes



Stroke

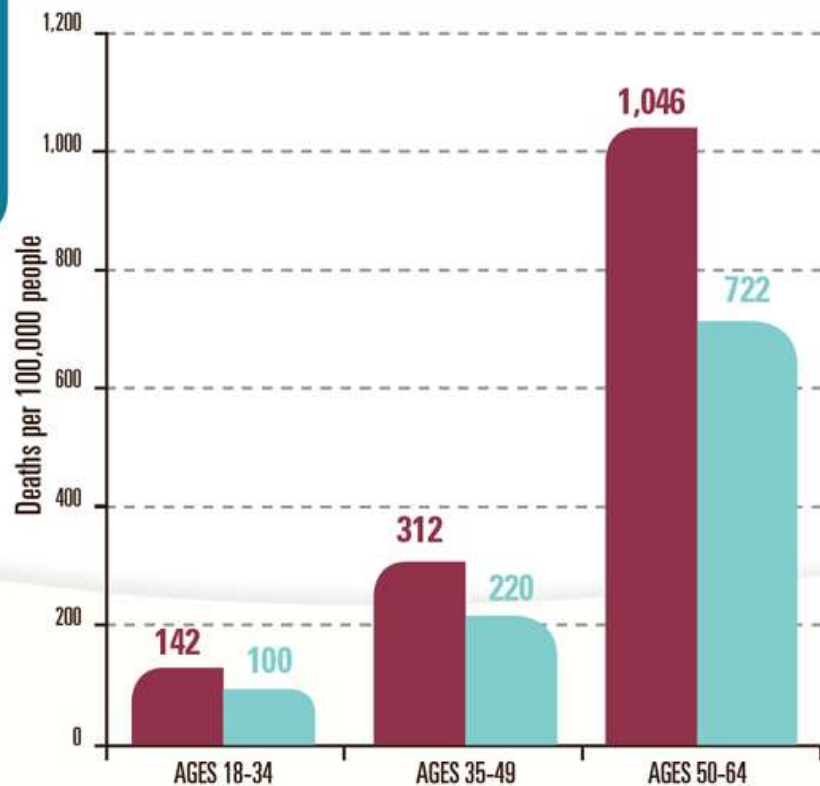


African American  **White** 

African Americans and whites include Hispanic and non-Hispanic origin.

SOURCE: Behavioral Risk Factor Surveillance System, 2015.

African Americans are more likely to die at early ages from all causes.



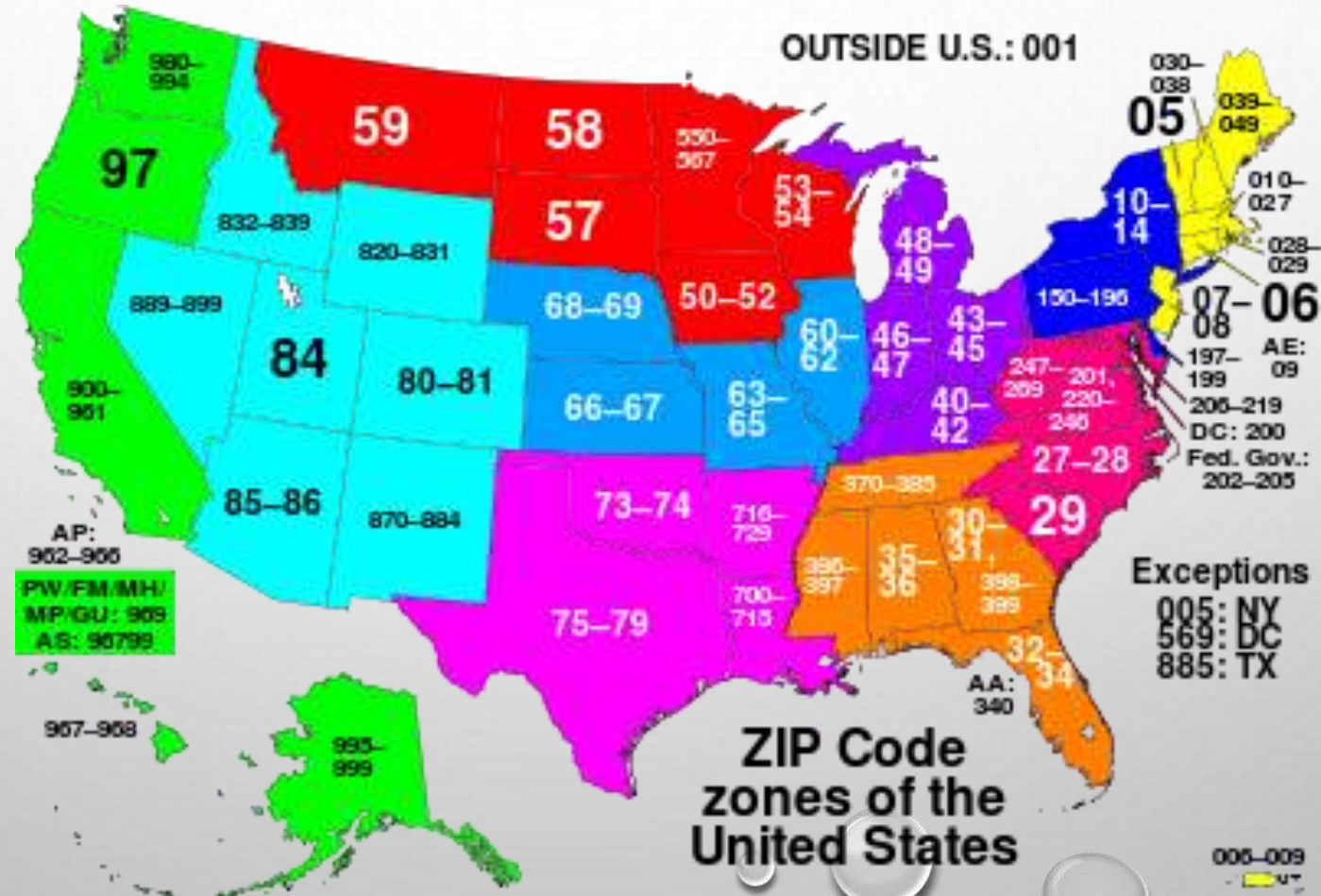
SOURCE: US Vital Statistics, 2015.

WHY IS IT NORMAL?



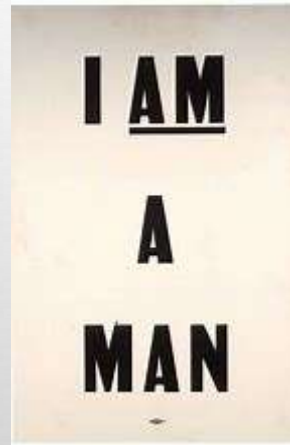
WHY IS IT NORMAL?

ZIP CODE



WHY IS IT NORMAL?

STRUCTURAL RACISM



WHY IS IT NORMAL?

THE USPHS SYPHILIS STUDY AT TUSKEGEE



Tuskegee study participants in Davisville, Ala., in 1954.
(National Archives)

FLINT WATER CRISIS



– Time Magazine

MS. HENRIETTA LACKS



HeLa cells

WHY IS IT NORMAL?



The image features a light gray background with a subtle radial gradient. In the top-left and bottom-right corners, there are several realistic water droplets of various sizes, rendered with soft shadows and highlights to give them a three-dimensional appearance. The text is centered horizontally and vertically on the page.


WHAT SHOULD BE THE NEW NORMAL?

HOW DO YOU EAT AN ELEPHANT?



©Johnlund.com

WHAT SHOULD BE THE NEW NORMAL?

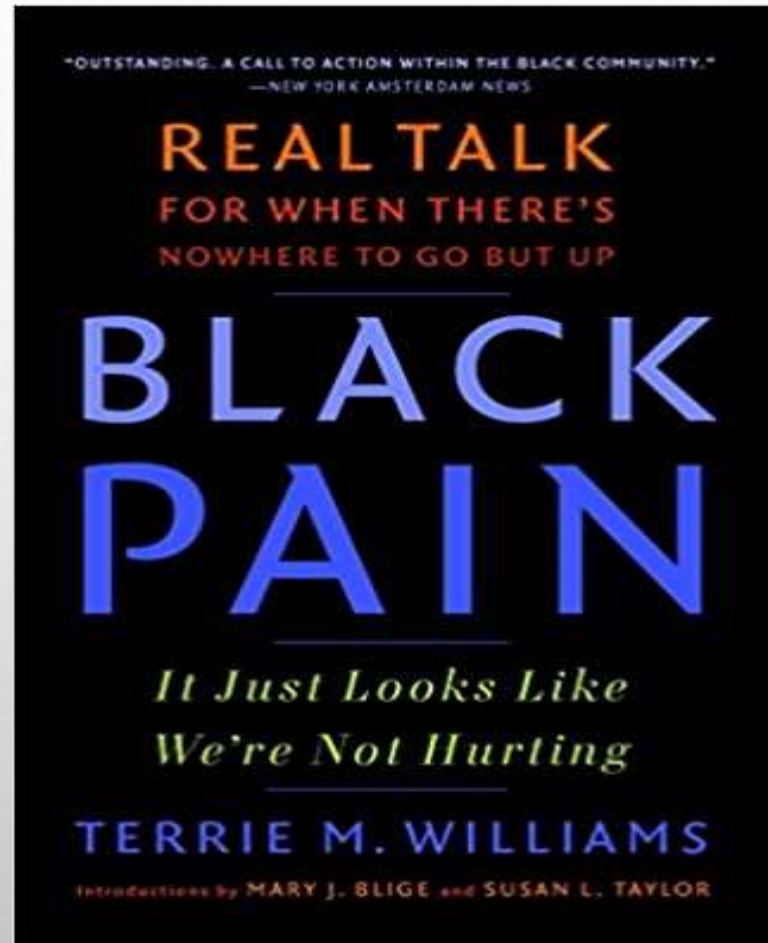


WHAT SHOULD BE THE NEW NORMAL?



THE TRUTH

WHAT SHOULD BE THE NEW NORMAL?



WHAT SHOULD BE THE NEW NORMAL?



SHOWING UP

IN THE LIVES OF OUR FRIENDS LOVED ONES

IN HEALTHCARE SETTINGS

IN CLINICAL TRIALS

AS THE RESEARCHER

AS THE HEALTHCARE PROVIDER

AS THE EVALUATOR

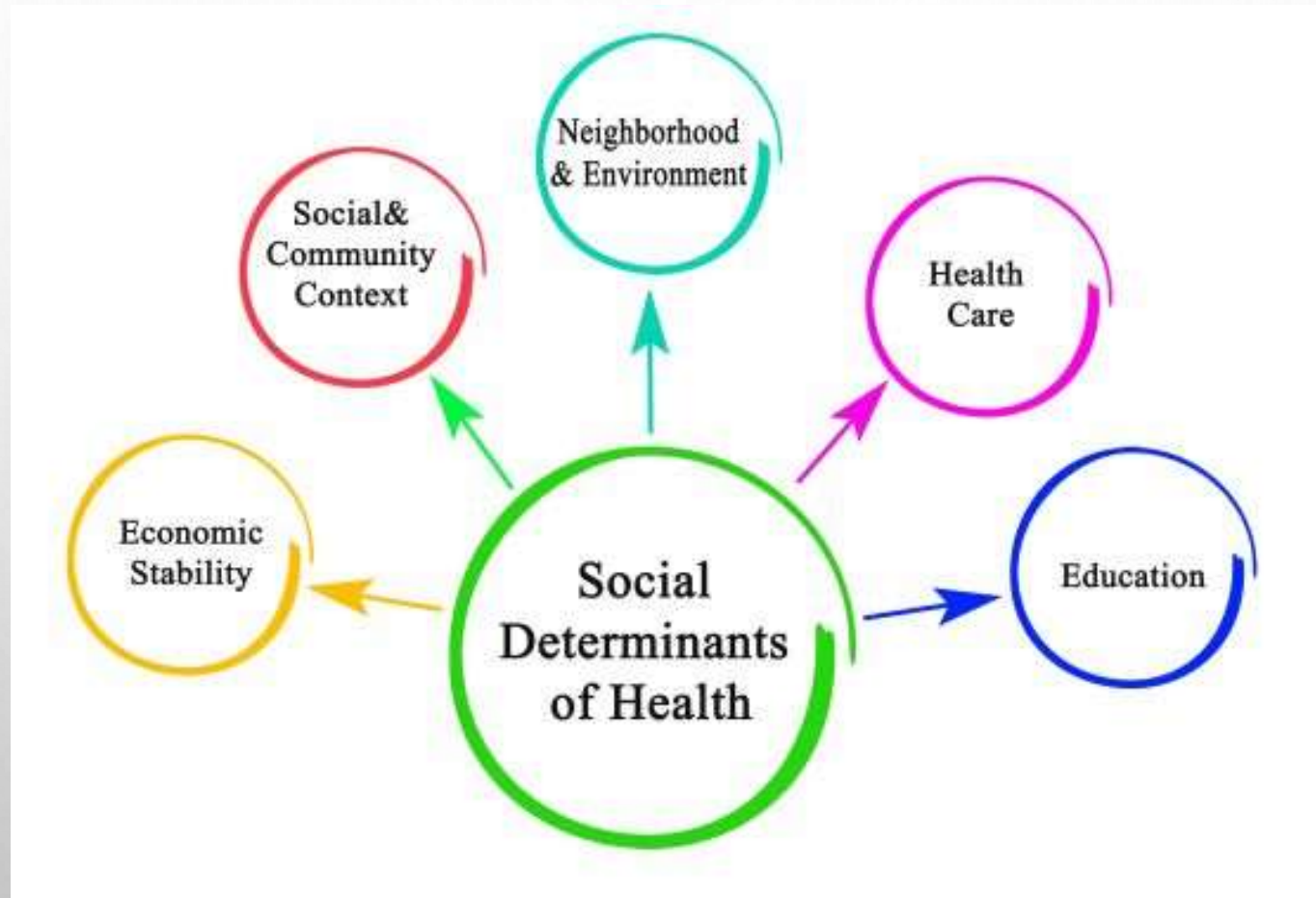


WHAT SHOULD BE THE NEW NORMAL?

DREAMS/VISION, PLANS, AND EXPECTATIONS



WHAT SHOULD BE THE NEW NORMAL?



A FEW SUGGESTIONS

WHAT SHOULD BE THE NEW NORMAL?



...Associated Press



WHAT SHOULD BE THE NEW NORMAL?



LEAVING A LEGACY

WHAT SHOULD BE THE NEW NORMAL?



(Y)OUR LEGACY

The image features a light gray background with a subtle radial gradient. In the top-left and bottom-right corners, there are clusters of realistic water droplets of various sizes, rendered with soft shadows and highlights to give them a three-dimensional appearance. The text "THANK YOU" is centered in the middle of the page.

THANK YOU