

Community Healing:
“Standing Up for the Children”

**Learning about Youth
Affected by
Parental Incarceration:
Findings from the 2013
Minnesota Student Survey**

Presenters:
Lee Buckley
Ebony Ruhland



Presenters



Lee Buckley is the Community Reentry Coordinator for the Minnesota Department of Corrections. In this role she coordinates with field service offices and community corrections agencies as well as works with other government, faith-based and community based organizations that deliver reentry services to individuals transitioning from prison to community. She serves on a number of committees, workgroups and advisory boards, including leading the Strengthening Families Affected by Incarceration Collaborative. She holds a M.A. in Community Ministry Leadership from Bethel Seminary, is a licensed and ordained minister and an Associate Minister at Progressive Baptist Church in East St. Paul.




Ebony Ruhland is the Research Director for the Robina Institute's Parole Release and Revocation Project and the Probation Revocation Project. She received her Ph.D. from the School of Social Work at the University of Minnesota and her M.A. from St. Mary's University. Previously, Dr. Ruhland was the Research Director for the Council on Crime and Justice, a nonprofit agency specializing in criminal justice research, policy, and direct service. Her research interests include examining how individuals, families, and communities are impacted by crime and the criminal justice system.



Goals for today

- Share the findings
- Determine ways of learning more together
- Invite you to join the conversation



How are you engaged with families affected by incarceration....and

What challenges have you faced in working with youth or families affected by incarceration?



Agenda

**Children with
Incarcerated
Parents**

**Overview of
MSS**

**Demographic/
Overview data**

**School
Outcomes**

**Chemical Use
Outcomes**

**Mental Health
Outcomes**

**Physical Health
Outcomes**

Limitations

**Discussion
& Next Steps**

Contributors to the research




Rebecca Schlafer, PhD
Assistant Professor
Pediatrics / Adolescent Health
University of Minnesota

Julie Atella, MA
Research Scientist
Wilder Research

Laurel Davis, PhD
Family Social Science
University of Minnesota

Tyler Reedy, MA
Housing Navigator
Youth Link





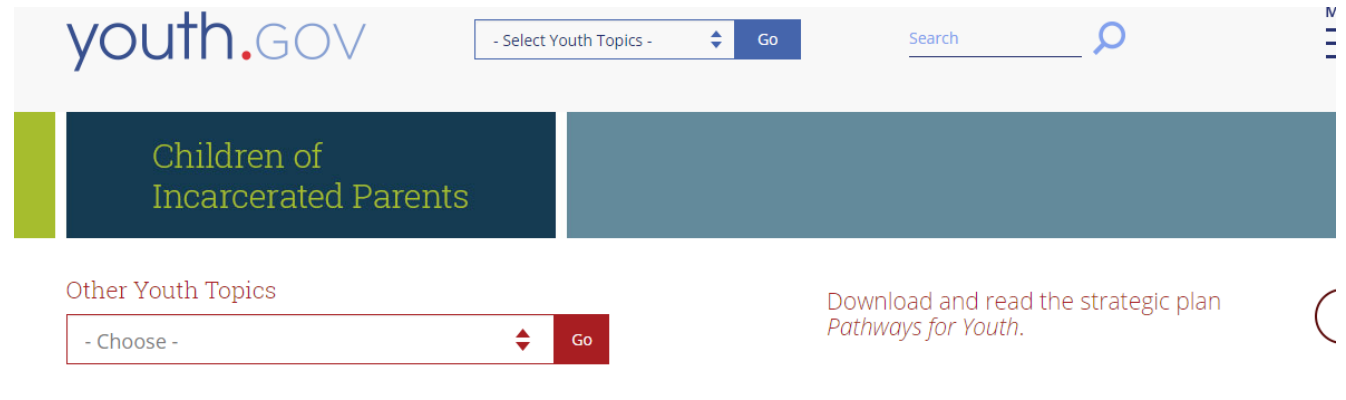
Overview of Children with Incarcerated Parents



It's on the national radar now more than ever

New Casey Report Recommends Policies to Help Millions of Children With Incarcerated Parents

POSTED APRIL 25, 2016, BY THE ANNIE E. CASEY FOUNDATION

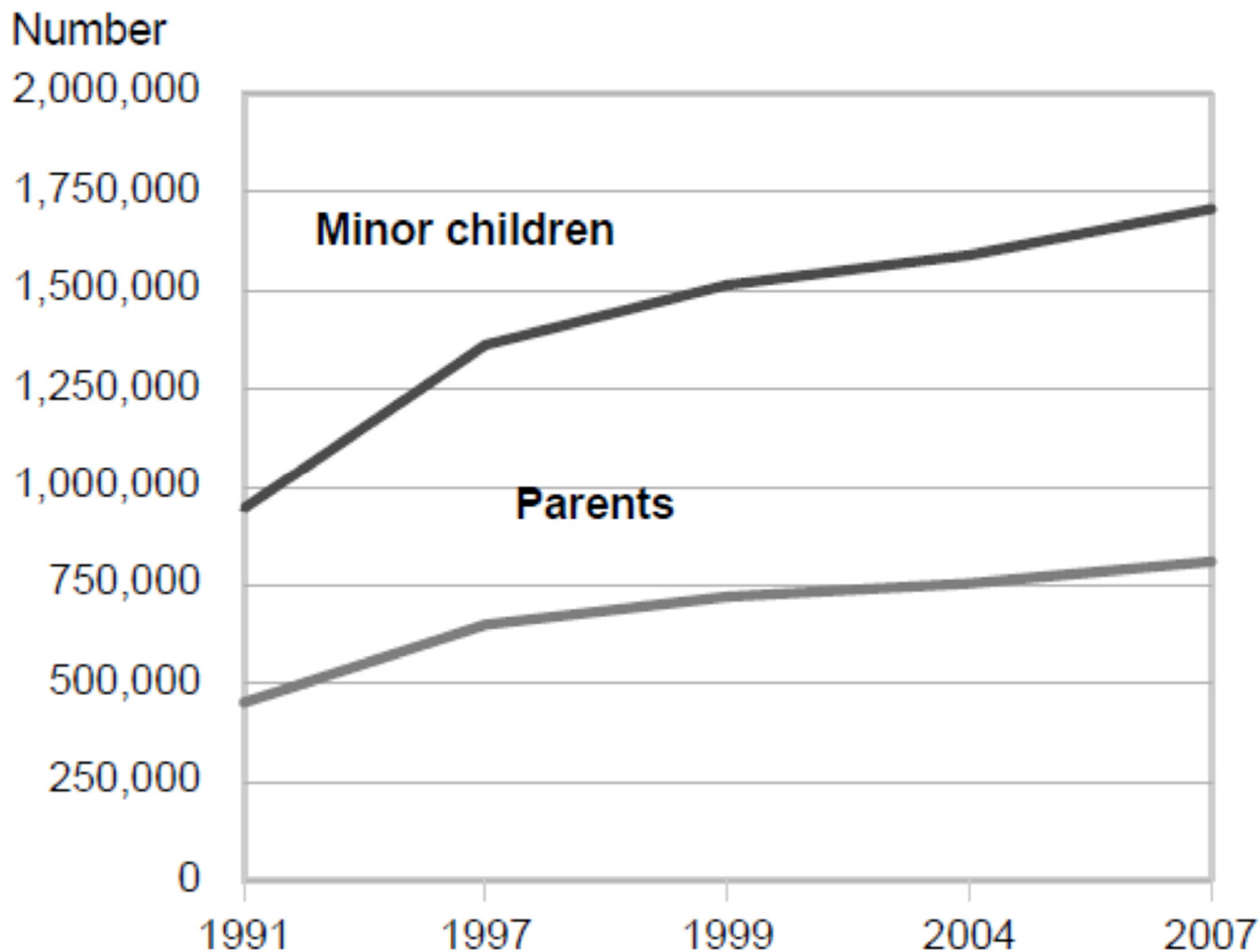


The screenshot shows the top navigation bar of the youth.GOV website. On the left is the logo 'youth.GOV'. To its right is a dropdown menu labeled '- Select Youth Topics -' with a 'Go' button. Further right is a search bar with the text 'Search' and a magnifying glass icon. Below the logo is a dark blue navigation bar with the text 'Children of Incarcerated Parents' in green. Below this bar is another section with the text 'Other Youth Topics' and a dropdown menu labeled '- Choose -' with a 'Go' button. To the right of this section is a link that says 'Download and read the strategic plan Pathways for Youth.' with a circular icon.

Tip Sheet for Incarcerated Parents: Planning for a Visit from Your Child/Children



Incarcerated Parents and their Minor Children




Incarcerated Parents and their Minor Children



Incarceration often creates challenges for children and families at **home**, in **school**, and in their **communities**.

Children may experience:

- Financial and material hardship
 - Unpredictability in family relationships and structure
 - Difficulty with school relationships and performance
 - Struggles with mental and physical health
 - Social and institutional stigma
- 

Question for the group

- What percentage of students in Minnesota public schools have had or currently have an incarcerated parent?
 - What about in Alternative Learning Centers?
 - What about in Juvenile Correction Facilities?





Overview of the Minnesota Student Survey



Minnesota Student Survey (MSS)




- Background, School, Health, Out of School Activities, (At-risk) Behaviors
- 164,310 total students surveyed
- Administered every 3 years
- In 2013, Duluth, Minneapolis and Rochester school districts were among the districts that did not participate.
- New Question was added...



Parental Incarceration




“Have any of your parents or guardians ever been in jail or prison? (*Mark ALL that apply*)”

- None of my parents or guardians has ever been in jail or prison.
 - Yes, I have a parent or guardian in jail or prison right now.
 - Yes, I have had a parent or guardian in jail or prison in the past.
- 

Youth in the sample



- 114,828 students responded to the parental incarceration question
 - Public School = 112,787
 - Alternative Learning Centers = 1,720
 - Juvenile Correctional Facilities = 321
 - Public Schools- 8th, 9th, and 11th grade
- 



Demographics



Demographics of all people who answered the incarceration question



- Gender
- Age
- Race and Ethnicity
- Poverty
- IEP or Special Education Services
- Parental Incarceration Status

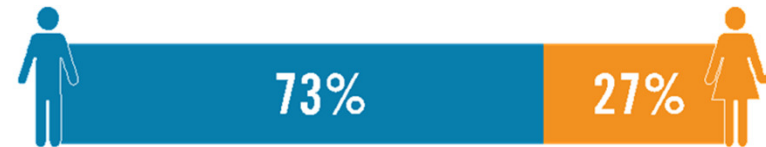


Gender of all youth in the sample

Public Schools



Juvenile Correction Facilities



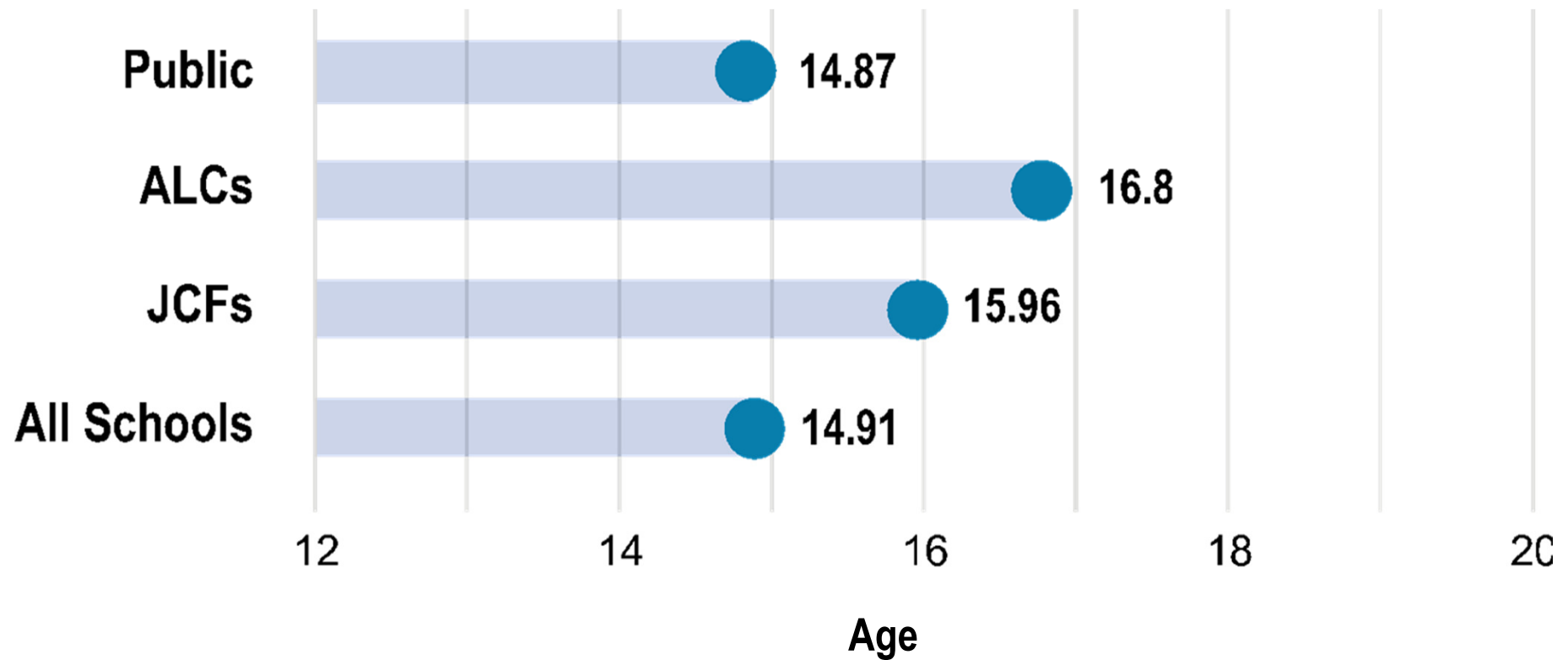
Alternative Schools



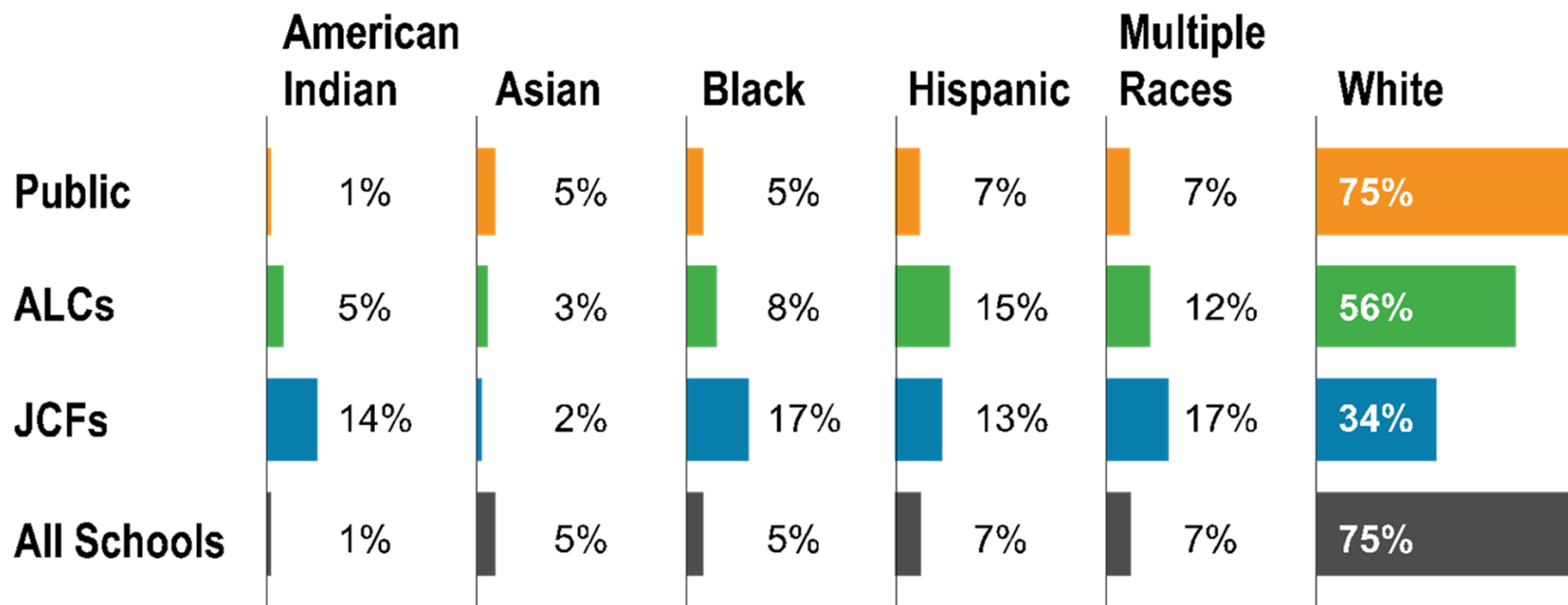
All Schools



(Mean) Age of all youth in the sample

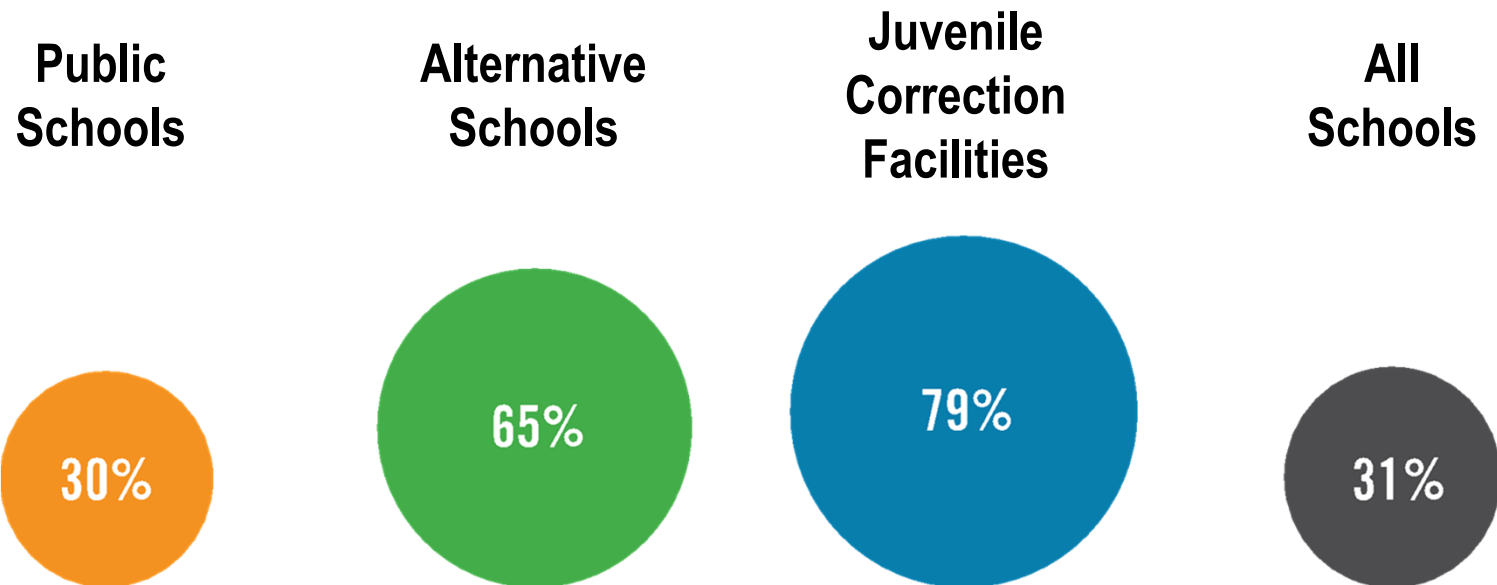


Race and ethnicity of youth in the sample

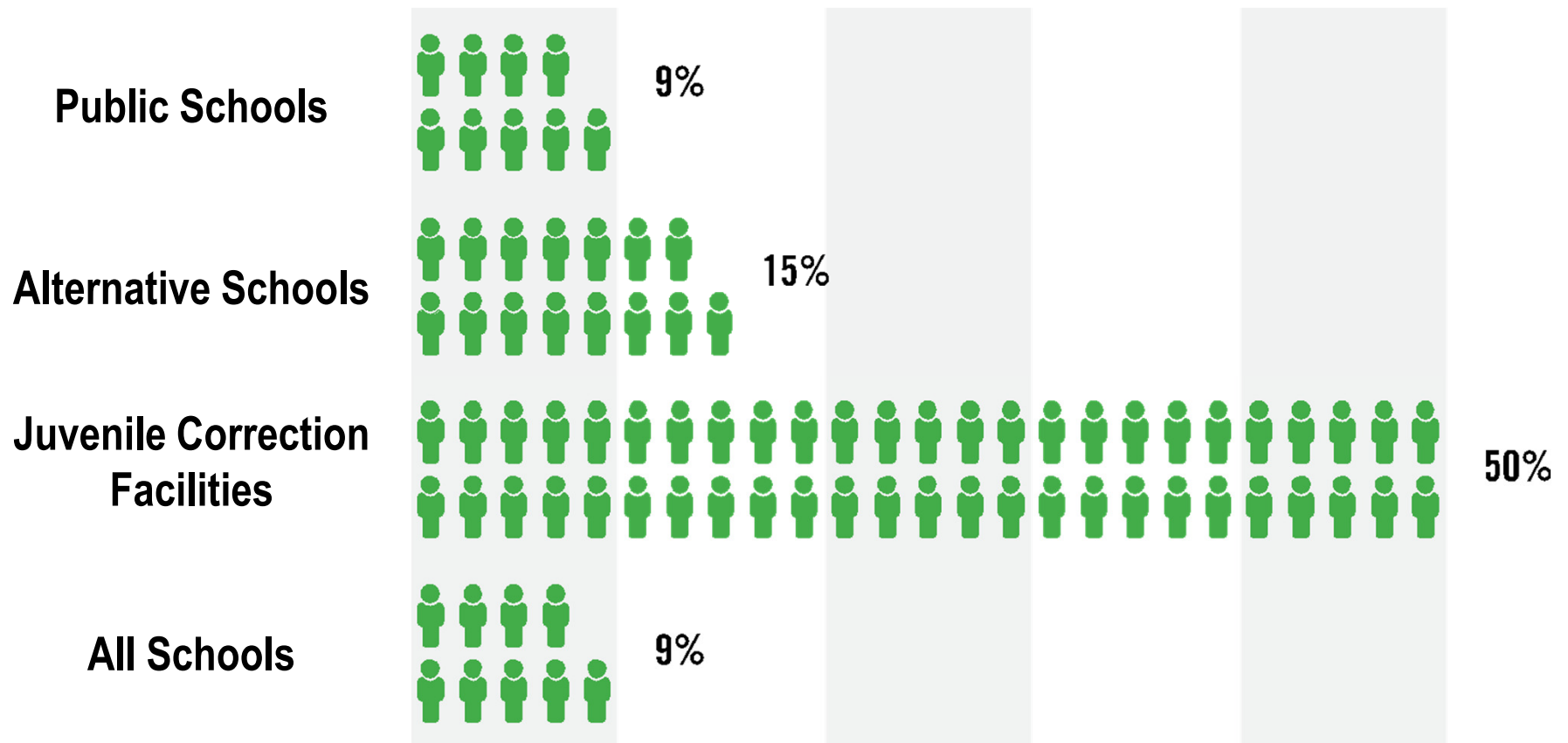


Demographics of all youth in the sample

Poverty




IEP or Special Education Services of all youth in sample



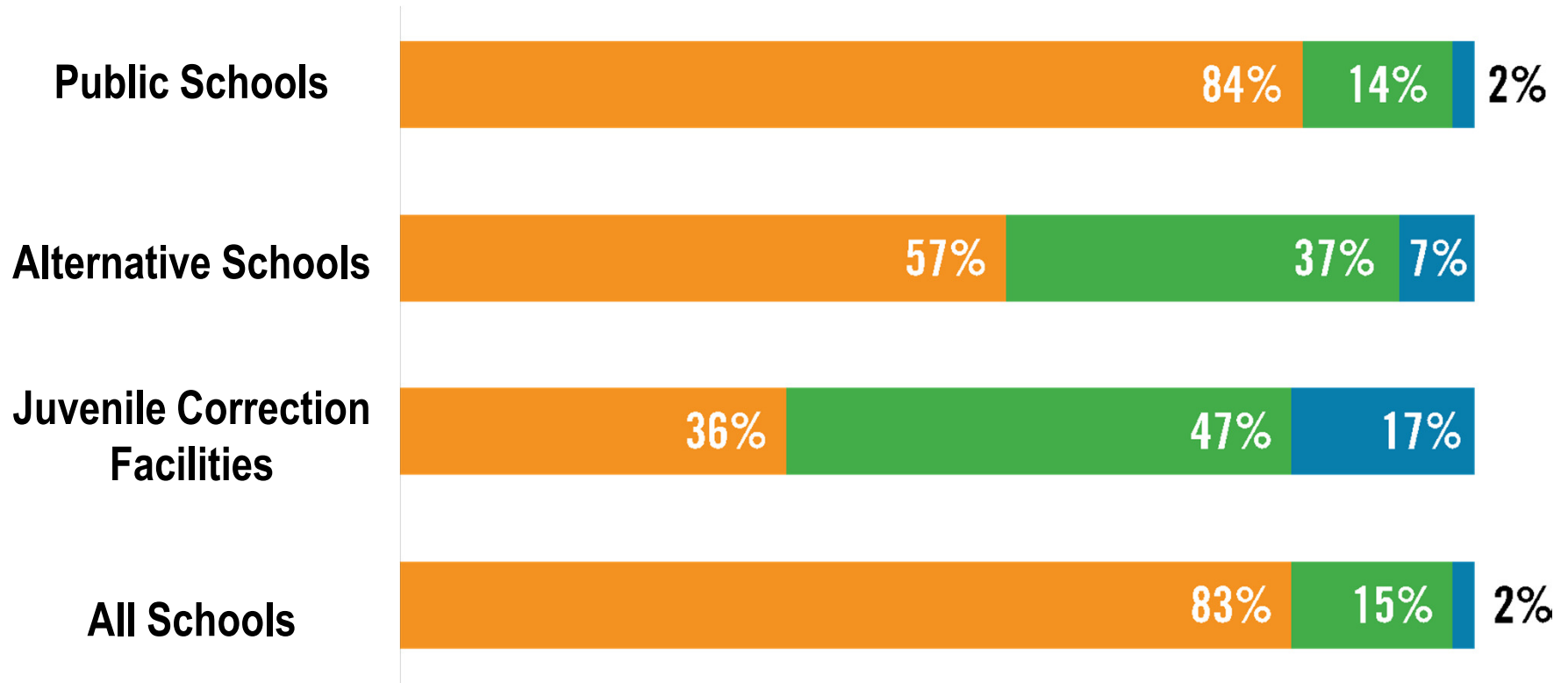
Demographics Characteristics of Students by School Setting



As we go from Public Schools to ALCs to JCFs...


- Increasingly male
 - Increasingly impoverished
 - Increasingly people of color
 - Higher occurrence of IEPs
- 

Percentage of MN Youth Affected by Parental Incarceration




- Currently has an incarcerated parent
- Has had an incarcerated parent in the past
- Has never had an incarcerated parent



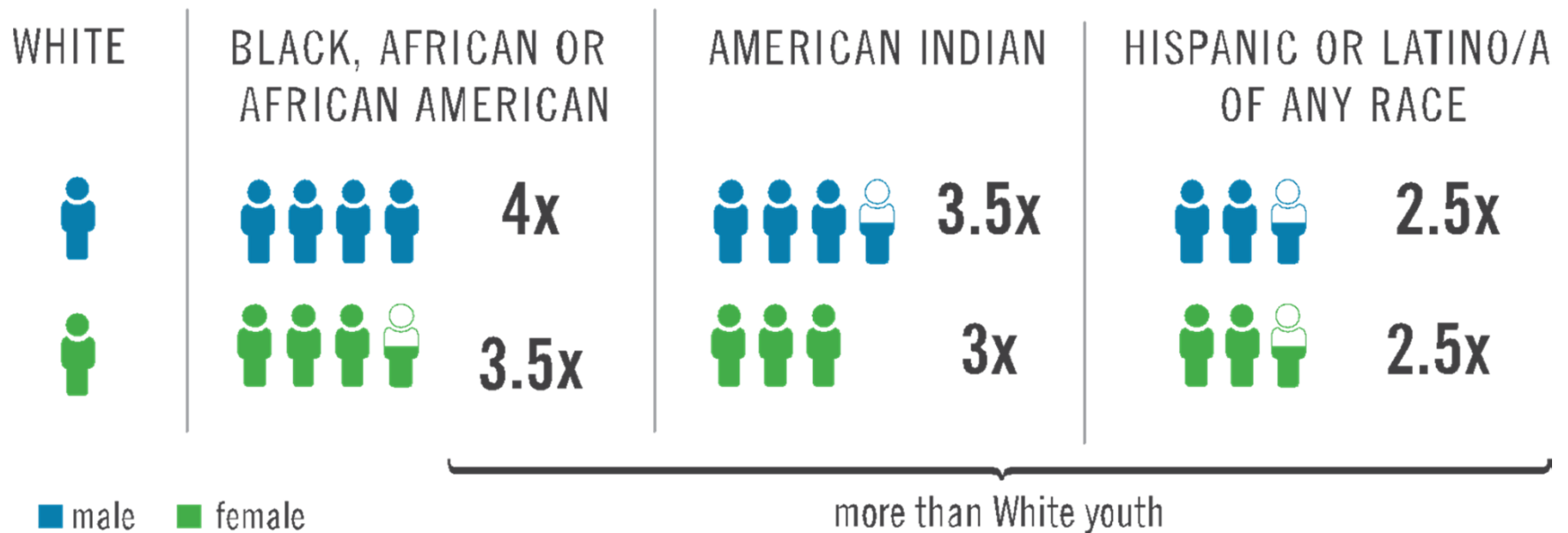


WARNING - Young people of color are disproportionately represented in the criminal justice system. Research points to many causes, including inequitable distribution of resources, and bias within policies and practices, indicating that systemic issues play an important role in intergenerational cycles of incarceration.



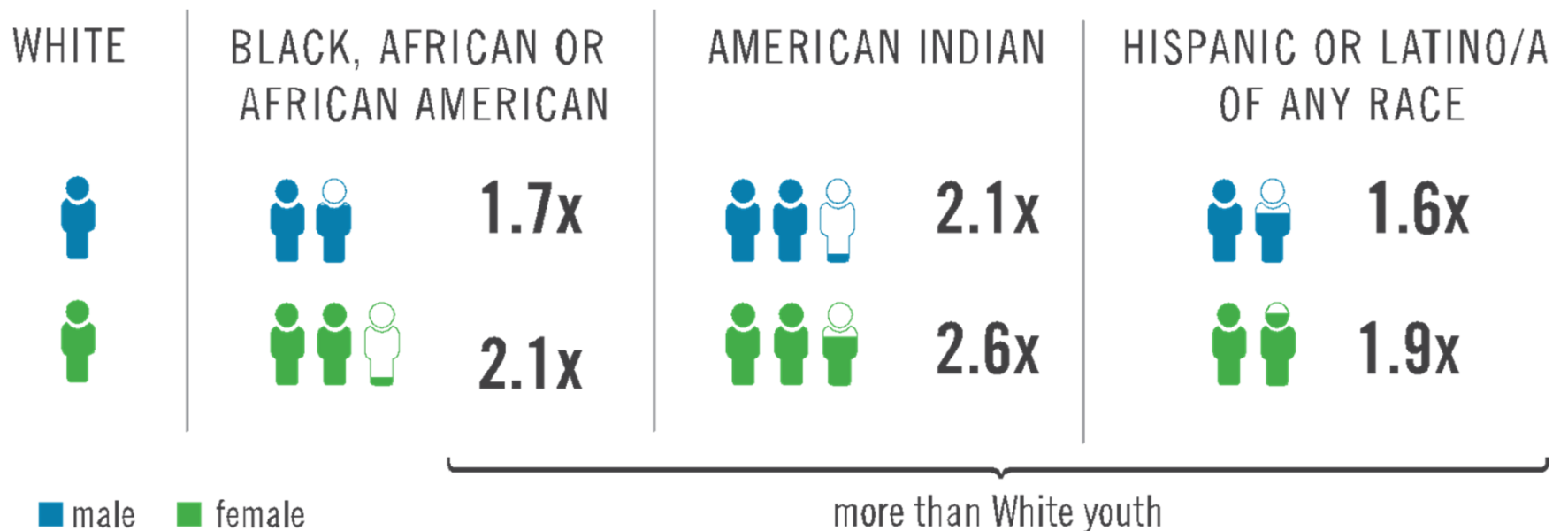
A glimpse at who has an incarcerated parent by race and gender

Students who currently have an incarcerated parent



A glimpse at who has an incarcerated parent by race and gender

Students who have had an incarcerated parent in the past





School Outcomes



Five Academic Outcomes

- Unexcused Absences
- Discipline
- Grades
- School Connectedness
- Student Engagement



School Setting:

Unexcused Absences

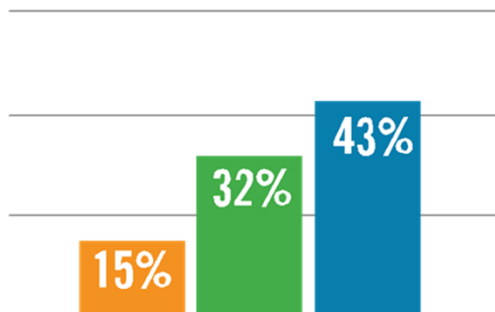
Overall



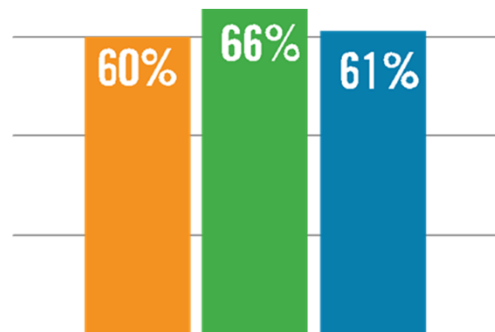
2.1x

2.9x

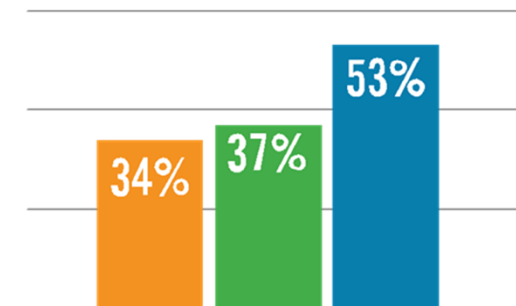
Public Schools



Alternative Schools



Juvenile Correction Facilities



School Setting: Discipline



Overall

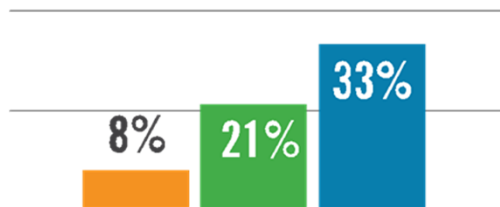


2.6x

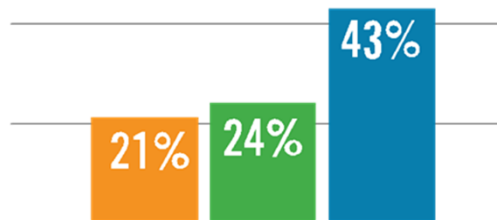


4.1x

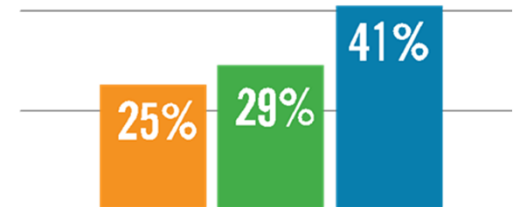
Public Schools



Alternative Schools




Juvenile Correction
Facilities

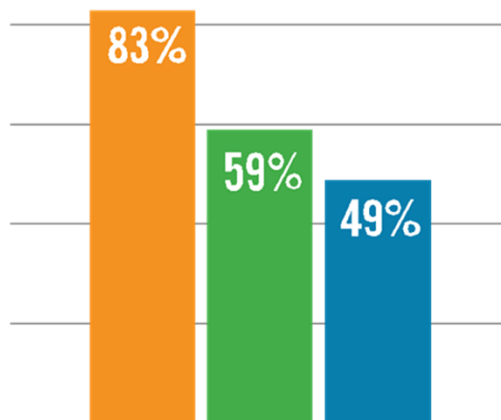


School Setting: Grades

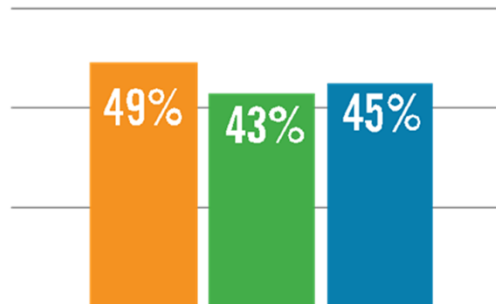
Overall



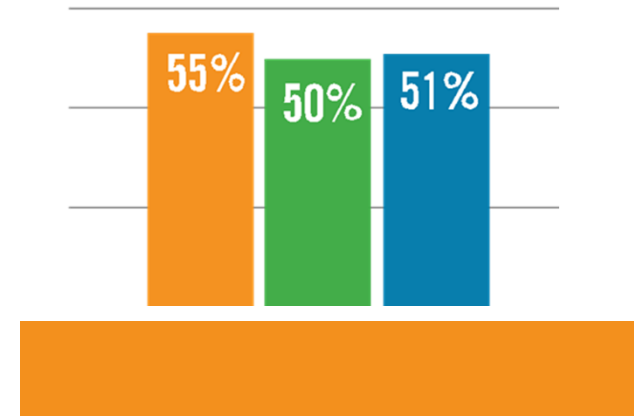
Public Schools



Alternative Schools



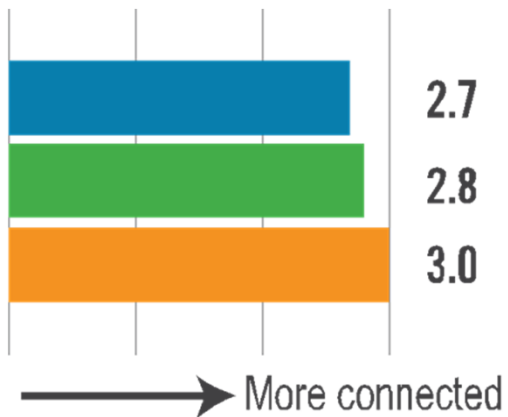
Juvenile Correction
Facilities



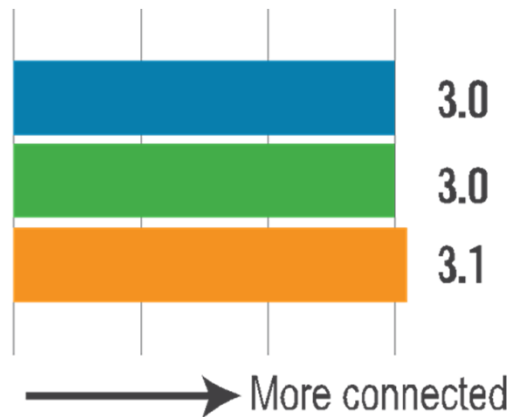
School Setting:

School Connectedness

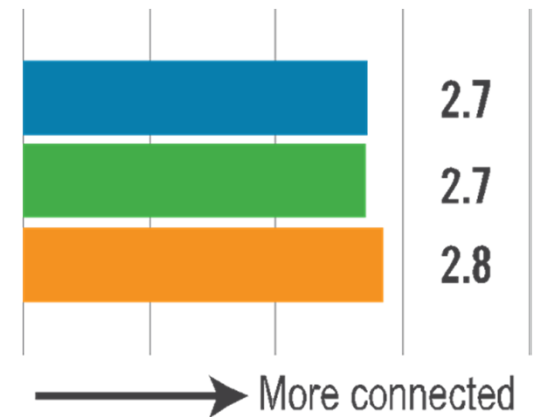
Public Schools



Alternative Schools



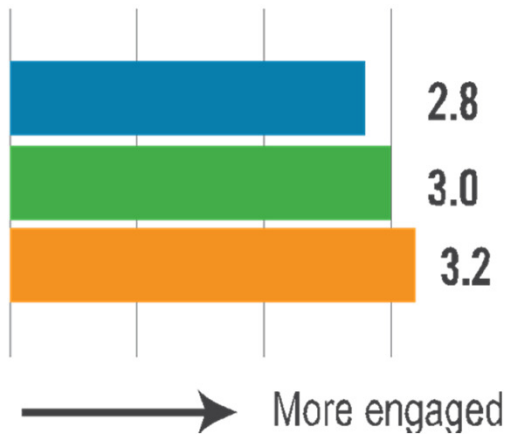
Juvenile Correction Facilities



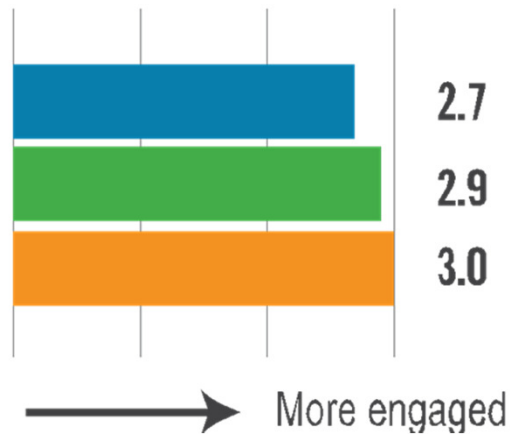
School Setting:

Student Engagement

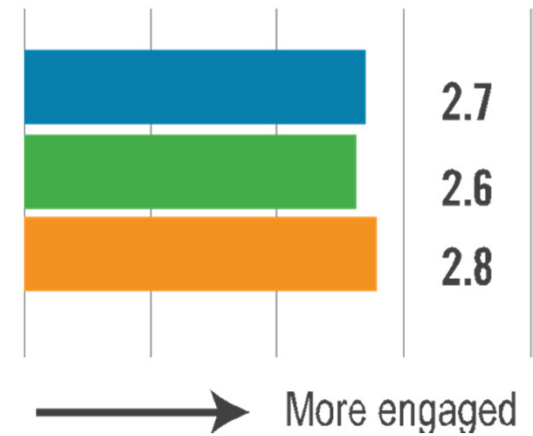
Public Schools



Alternative Schools



Juvenile Correction Facilities



Key Findings

- More unexcused absences
- More discipline
- Lower grades
- Less school connectedness
- Less student engagement



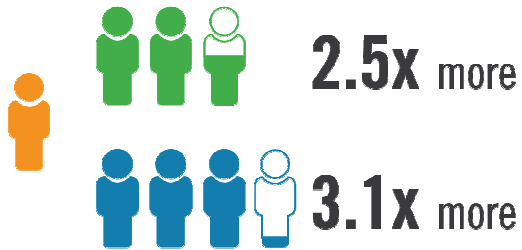


Chemical Use Outcomes

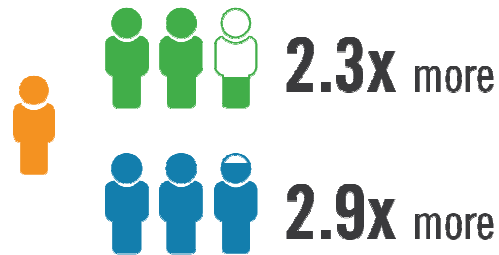


Alcohol Use

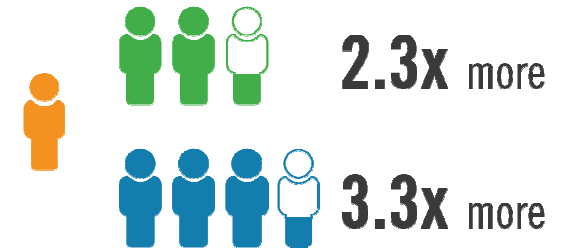
TRIED ALCOHOL
BY AGE 12



HAD AT LEAST ONE DRINK
IN THE LAST 30 DAYS



REPORTED FREQUENT
BINGE DRINKING^a

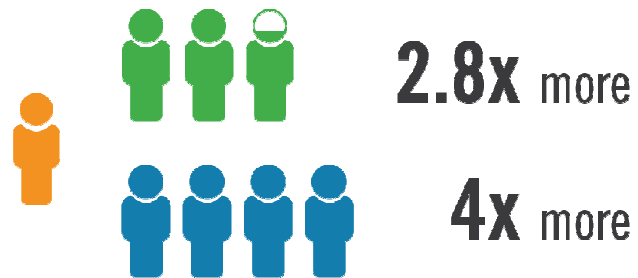


- Currently has an incarcerated parent
- Has had an incarcerated parent in the past
- Has never had an incarcerated parent




Tobacco Use

USED TOBACCO AT LEAST
ONCE IN THE LAST 30 DAYS



REPORTED FREQUENT USE IN
THE LAST 30 DAYS (20+ DAYS)

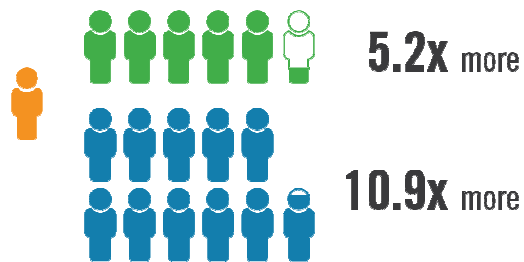


- Currently has an incarcerated parent
- Has had an incarcerated parent in the past
- Has never had an incarcerated parent

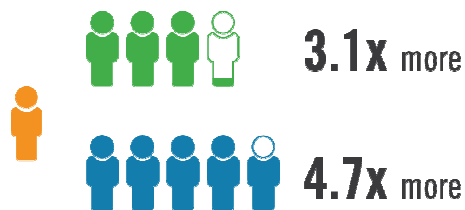


Other Drug Use

TRIED MARIJUANA (POT, WEED)
OR HASHISH (HASH, HASH OIL)



USED OTHER ILLEGAL DRUGS
(e.g., meth, cocaine, heroin) AT LEAST
ONCE IN THE LAST 12 MONTHS



USED PRESCRIPTION DRUGS ILLEGALLY
AT LEAST ONCE IN THE LAST 30 DAYS

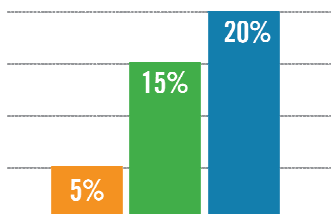


- Currently has an incarcerated parent
- Has had an incarcerated parent in the past
- Has never had an incarcerated parent

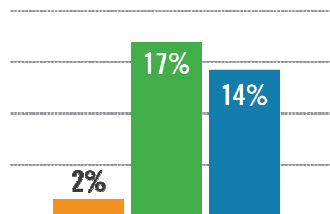


Consequences of Use in the past 12 months

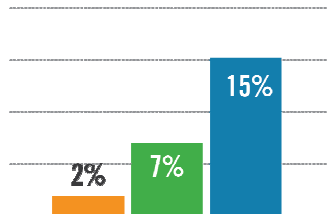
The youth spent one or more days using alcohol or drugs, or getting over their effects



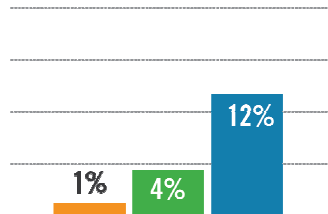
The youth missed work or school, or neglected other major responsibilities because of alcohol or drug use



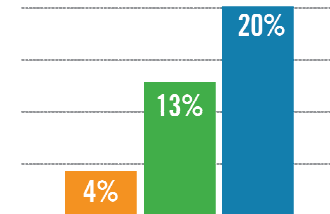
Alcohol or drug use caused the youth problems with the law



The youth hit someone or became violent while using alcohol or drugs



Alcohol or drug use left the youth feeling depressed, agitated, paranoid, or unable to concentrate



- Currently has an incarcerated parent
- Has had an incarcerated parent in the past
- Has never had an incarcerated parent



Key Findings



- Increased use of
 - Alcohol
 - Tobacco
 - Other Drugs
- More consequences of use
- Current vs. past incarceration

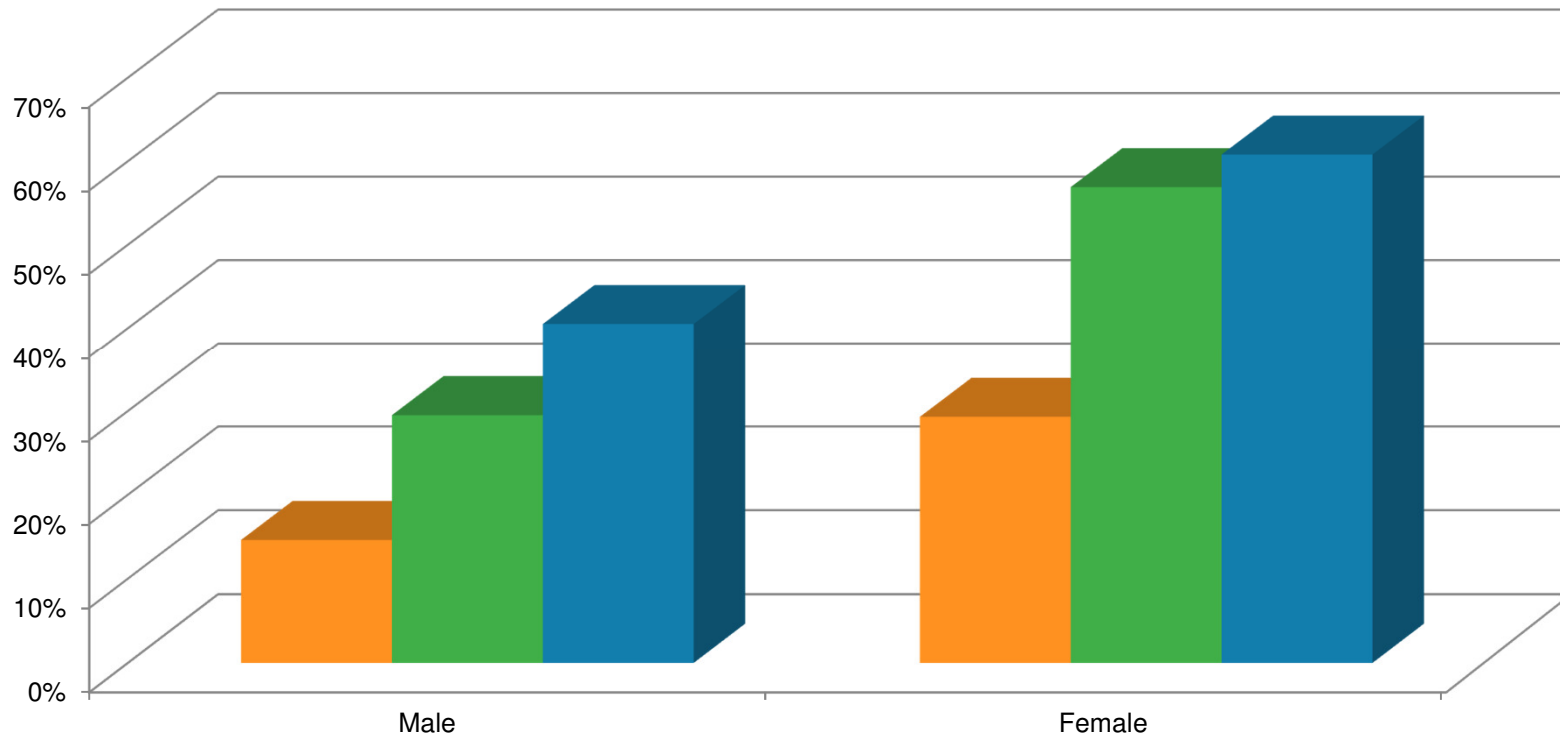




Mental Health Outcomes



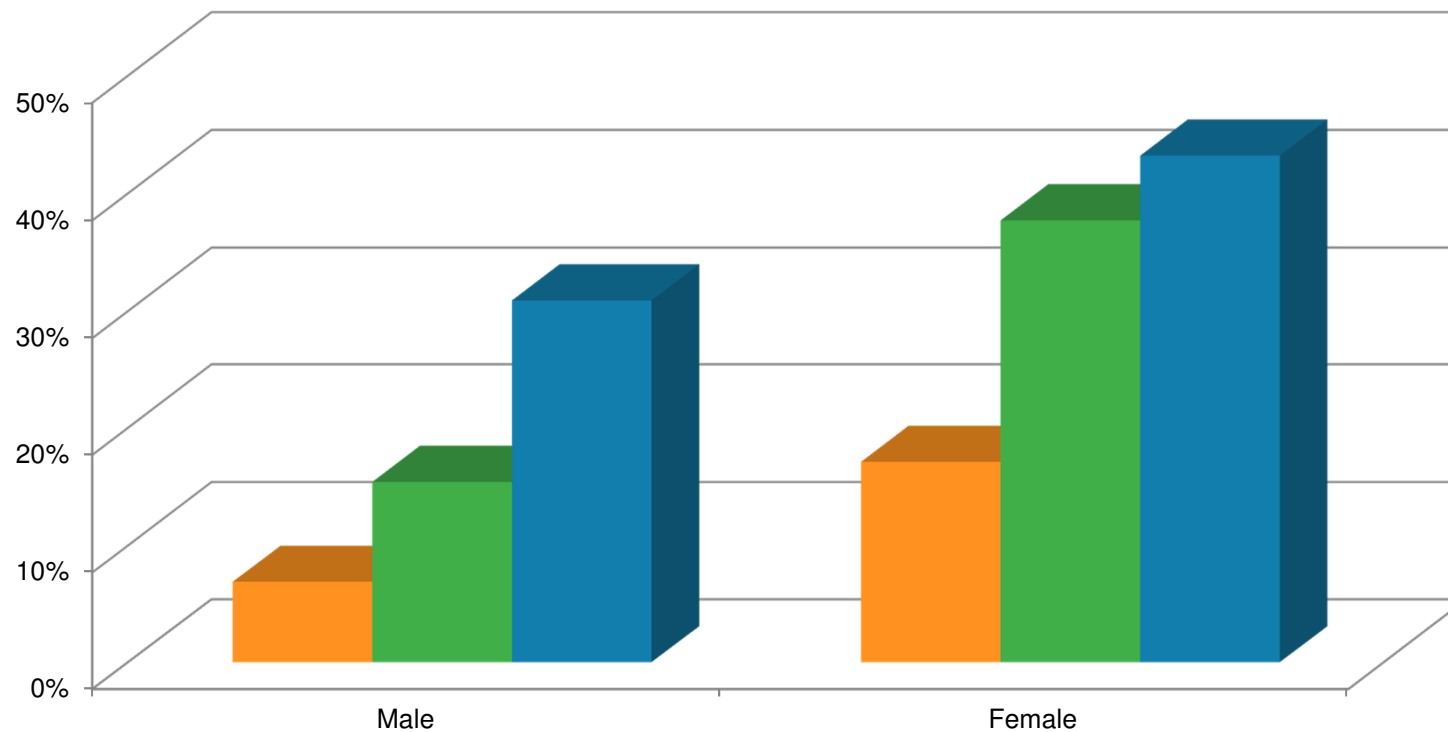
Internalizing



- Currently has an incarcerated parent
- Has had an incarcerated parent in the past
- Has never had an incarcerated parent



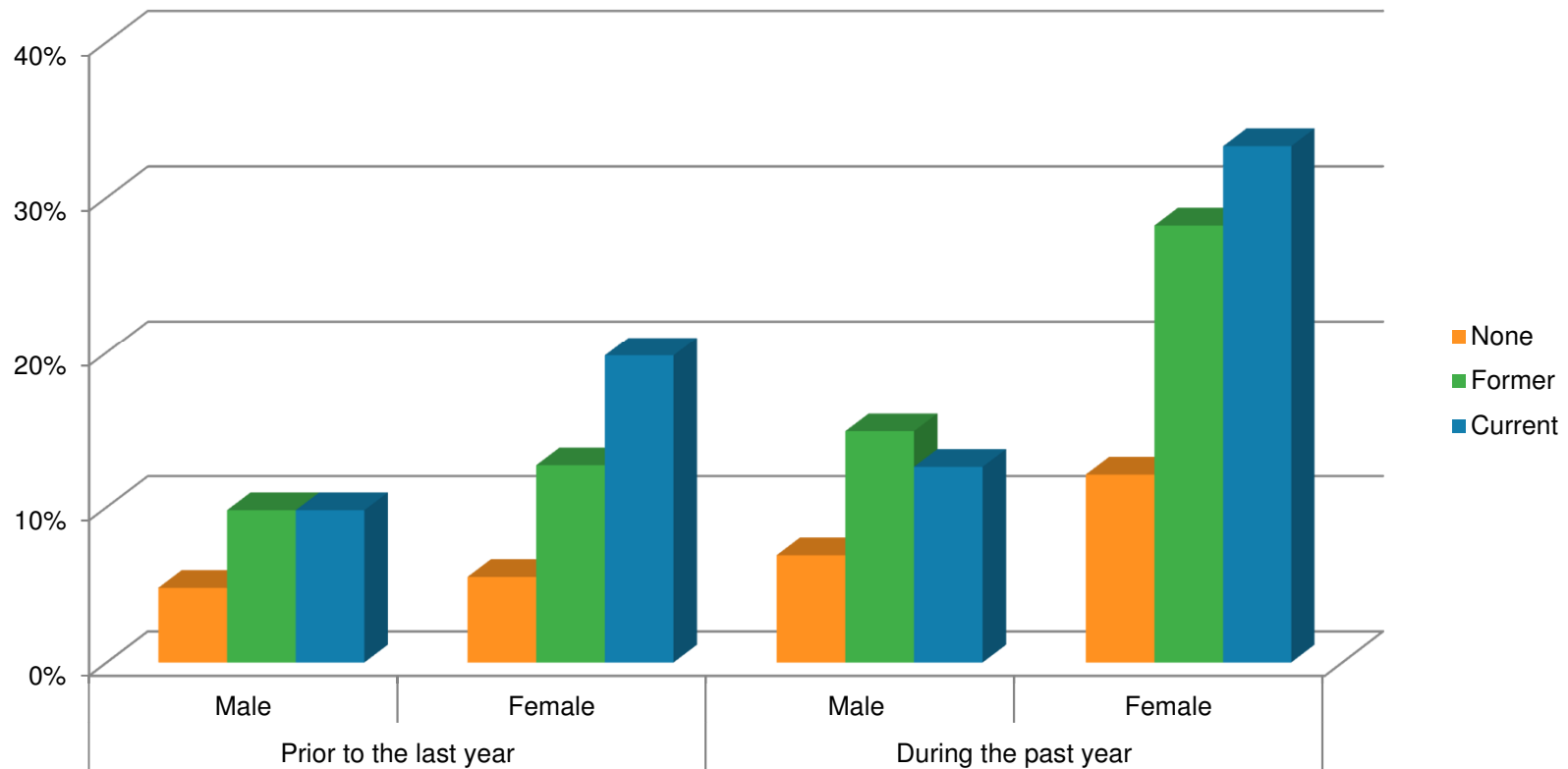
Purposeful Self Injury



- Currently has an incarcerated parent
- Has had an incarcerated parent in the past
- Has never had an incarcerated parent



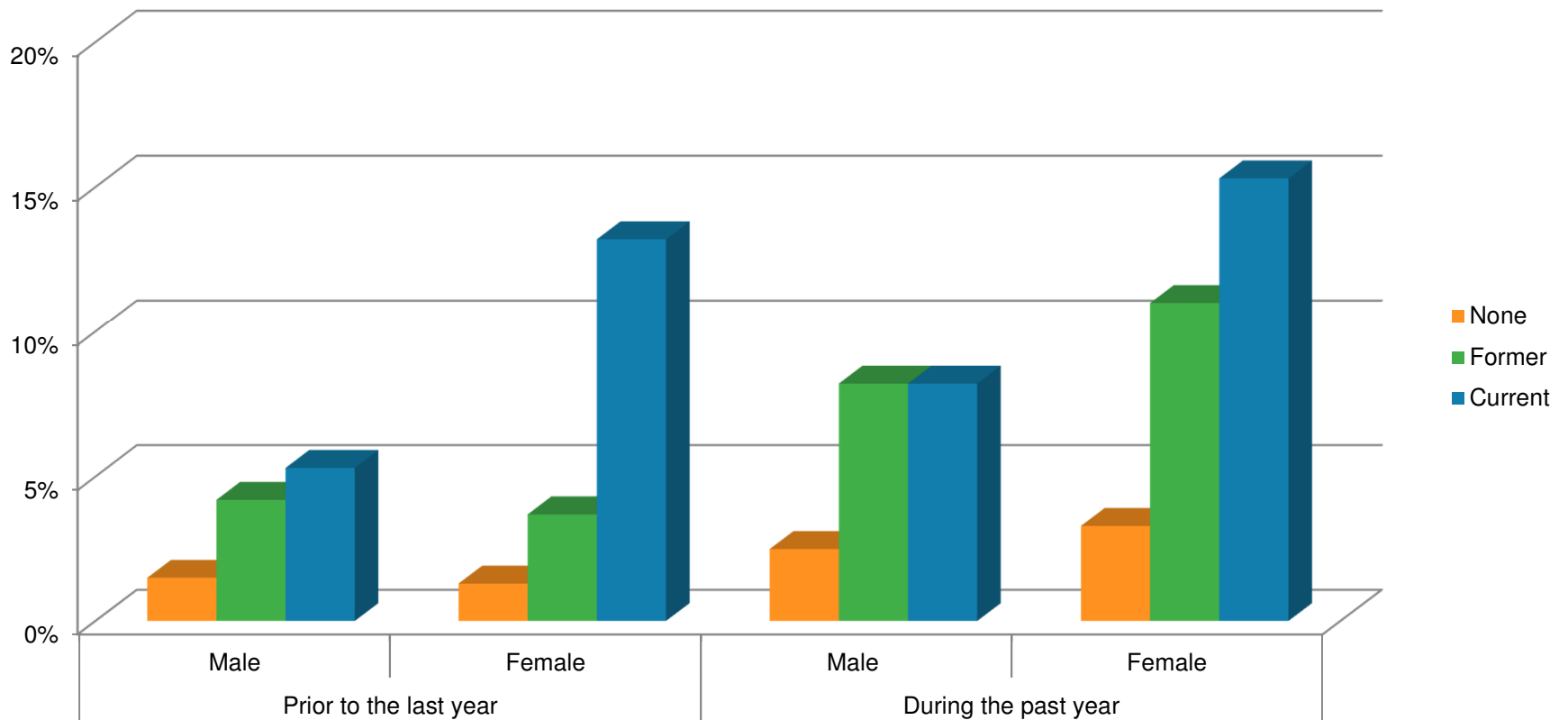
Suicidal Ideation



- Currently has an incarcerated parent
- Has had an incarcerated parent in the past
- Has never had an incarcerated parent



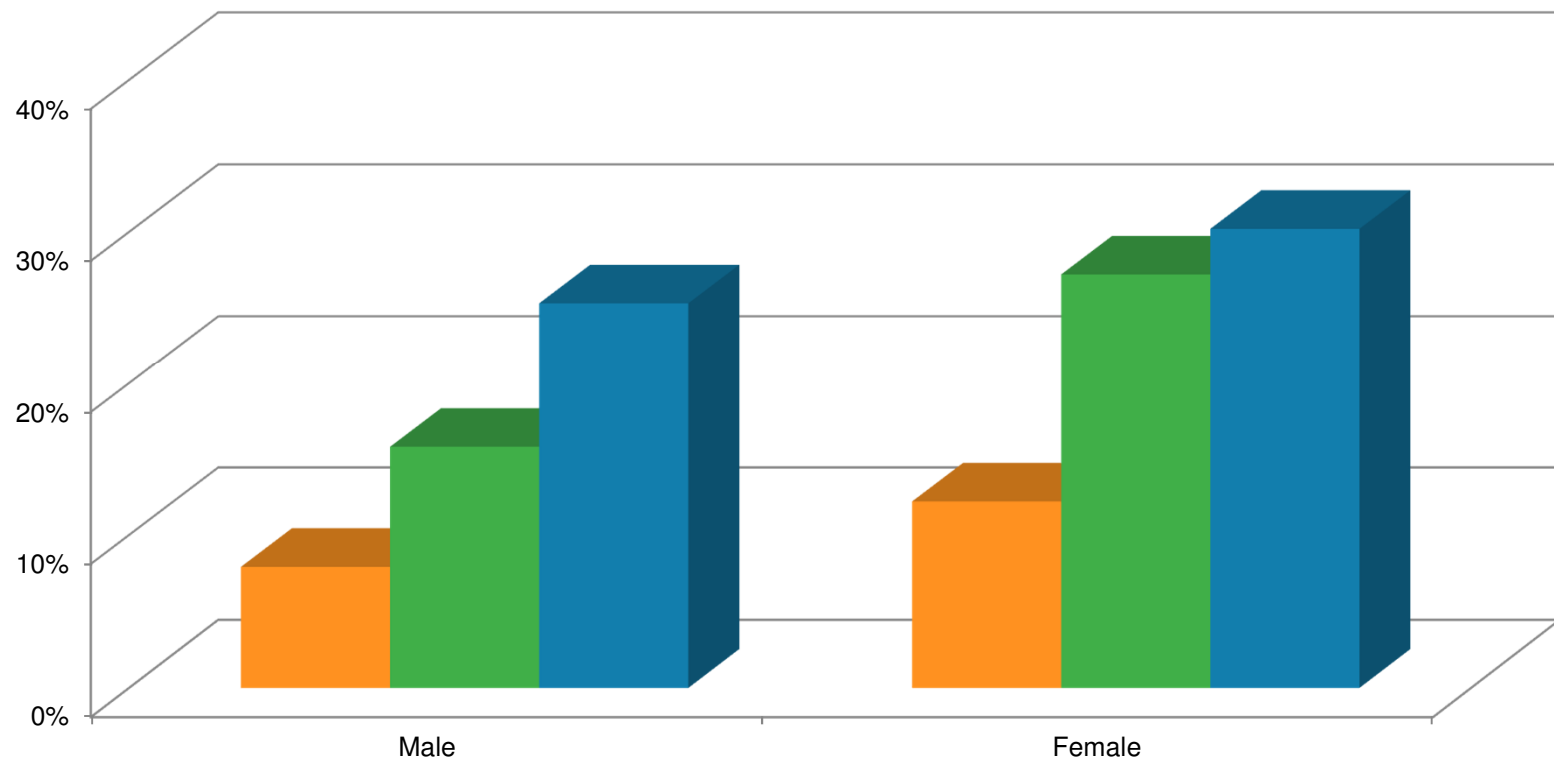
Suicide Attempt



- Currently has an incarcerated parent
- Has had an incarcerated parent in the past
- Has never had an incarcerated parent



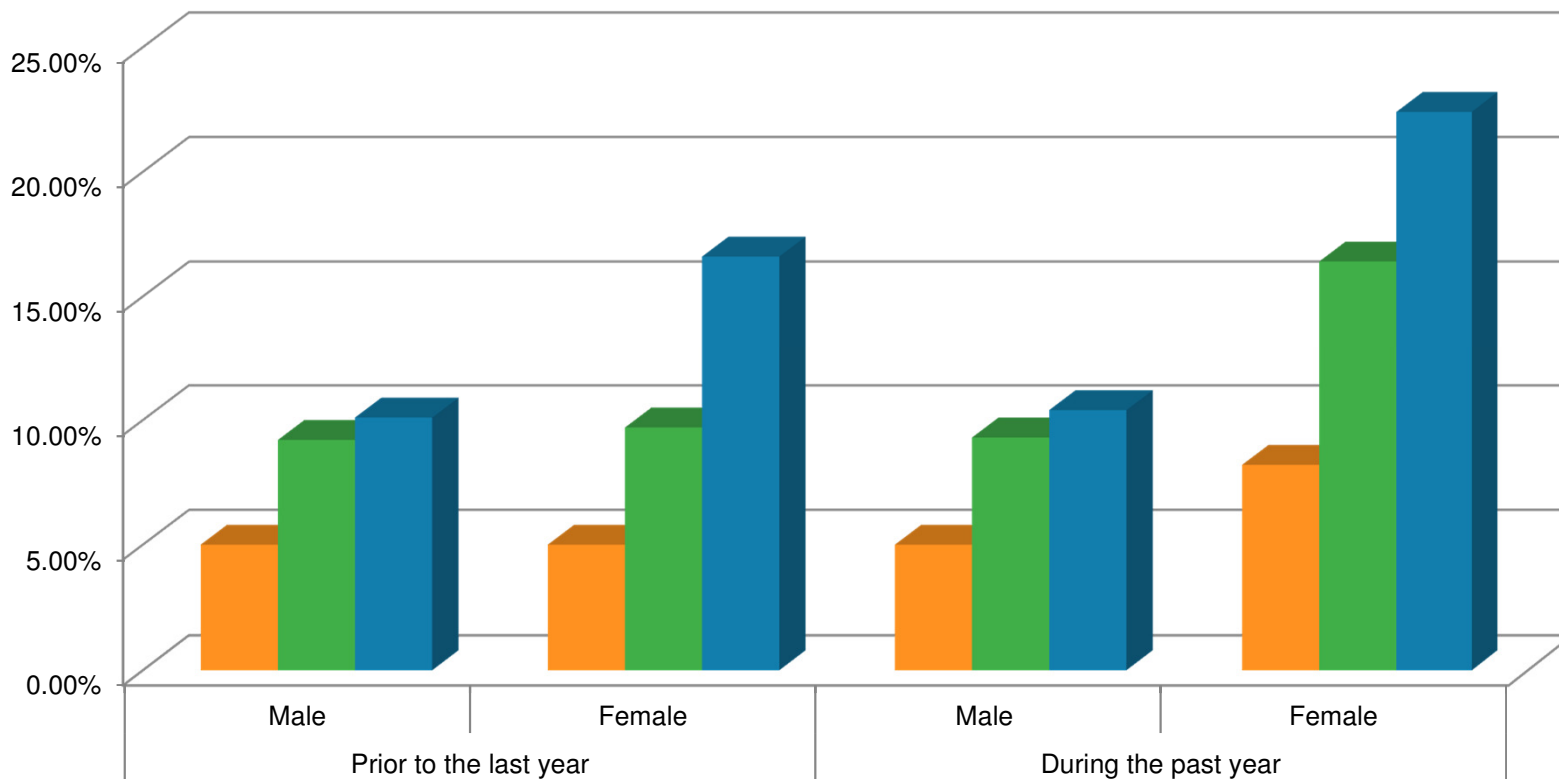
Diagnosis of Long-term Mental, Emotional, or Behavioral Problem



- Currently has an incarcerated parent
- Has had an incarcerated parent in the past
- Has never had an incarcerated parent



Treatment for Mental Health Problems




- Currently has an incarcerated parent
- Has had an incarcerated parent in the past
- Has never had an incarcerated parent



Key Findings



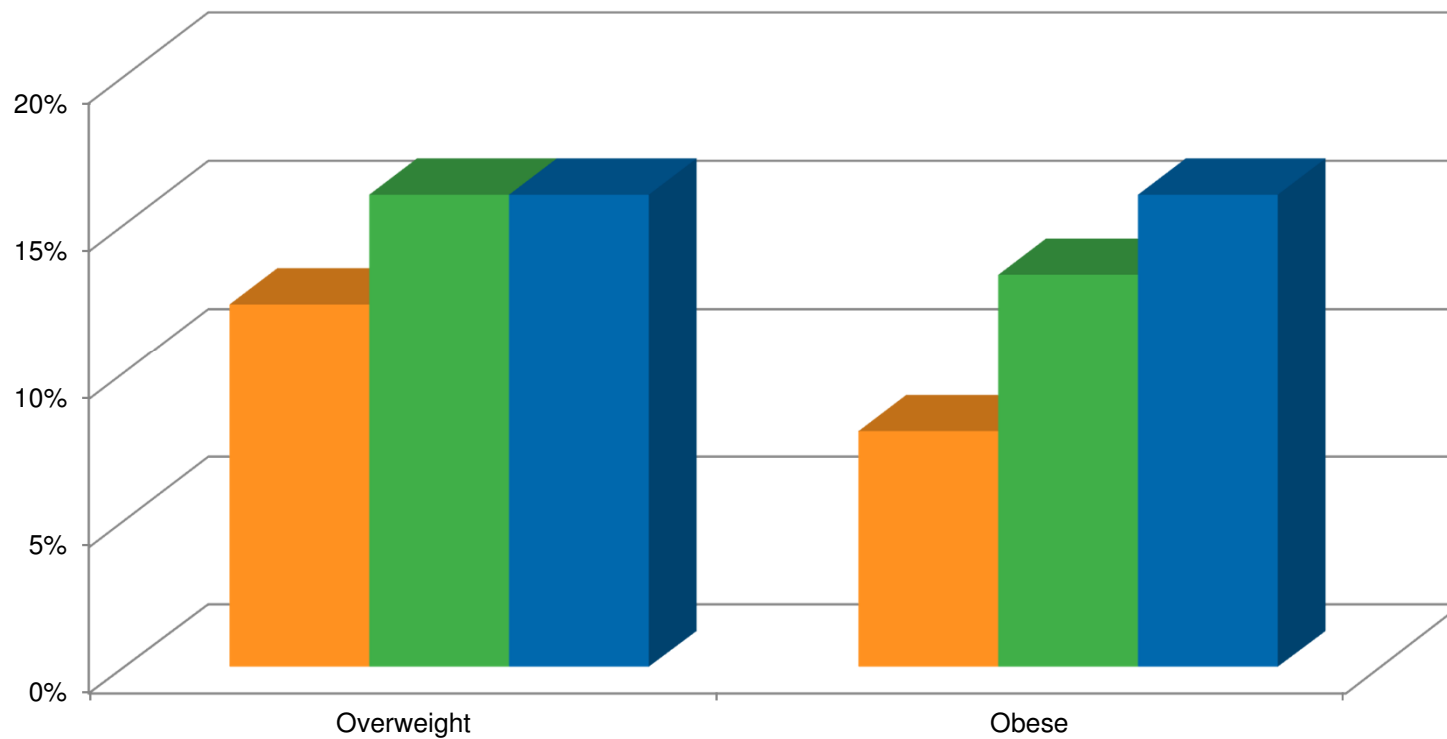
- Higher rates of serious mental health concerns
 - Internalizing
 - Self injurious behaviors
 - Suicidal ideation and suicide attempt
 - Diagnosis of long term mental emotional or behavioral problem
 - Receipt of treatment for mental health problems
 - Higher rates for females than males
- 



Physical Health Outcomes



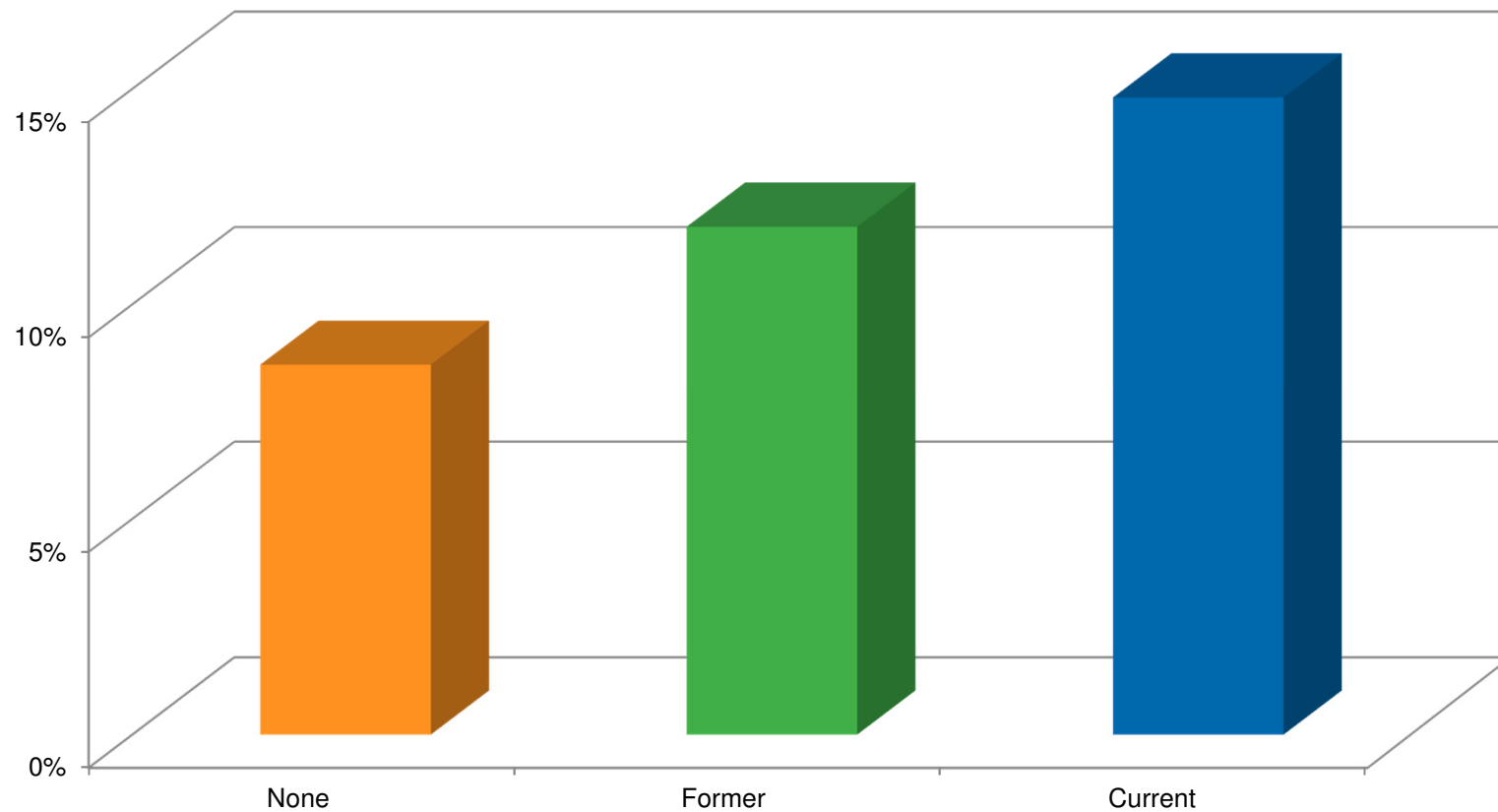
Overweight and Obesity



- Currently has an incarcerated parent
- Has had an incarcerated parent in the past
- Has never had an incarcerated parent



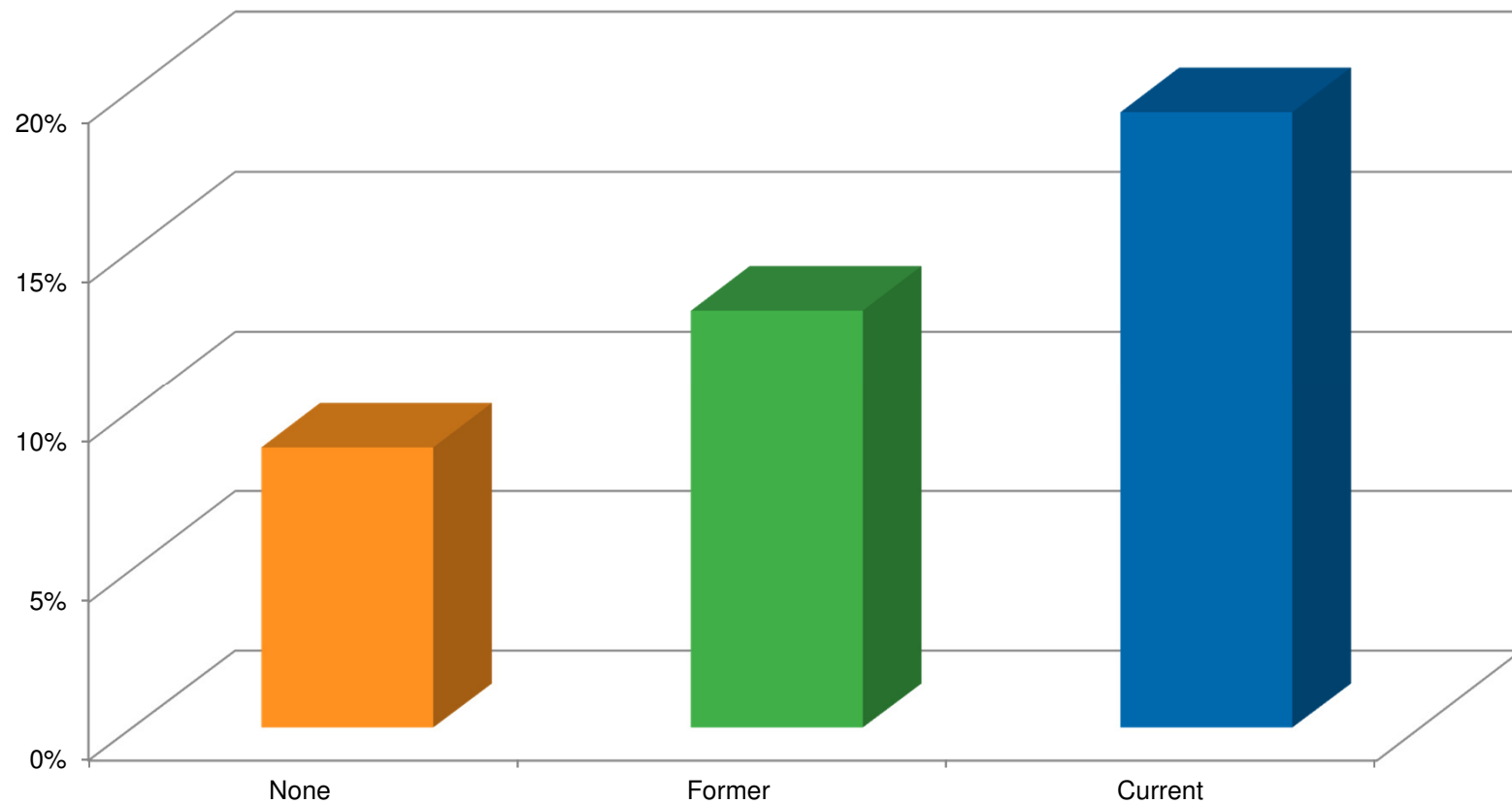
No Physical Activity – Last 7 Days



- Currently has an incarcerated parent
- Has had an incarcerated parent in the past
- Has never had an incarcerated parent



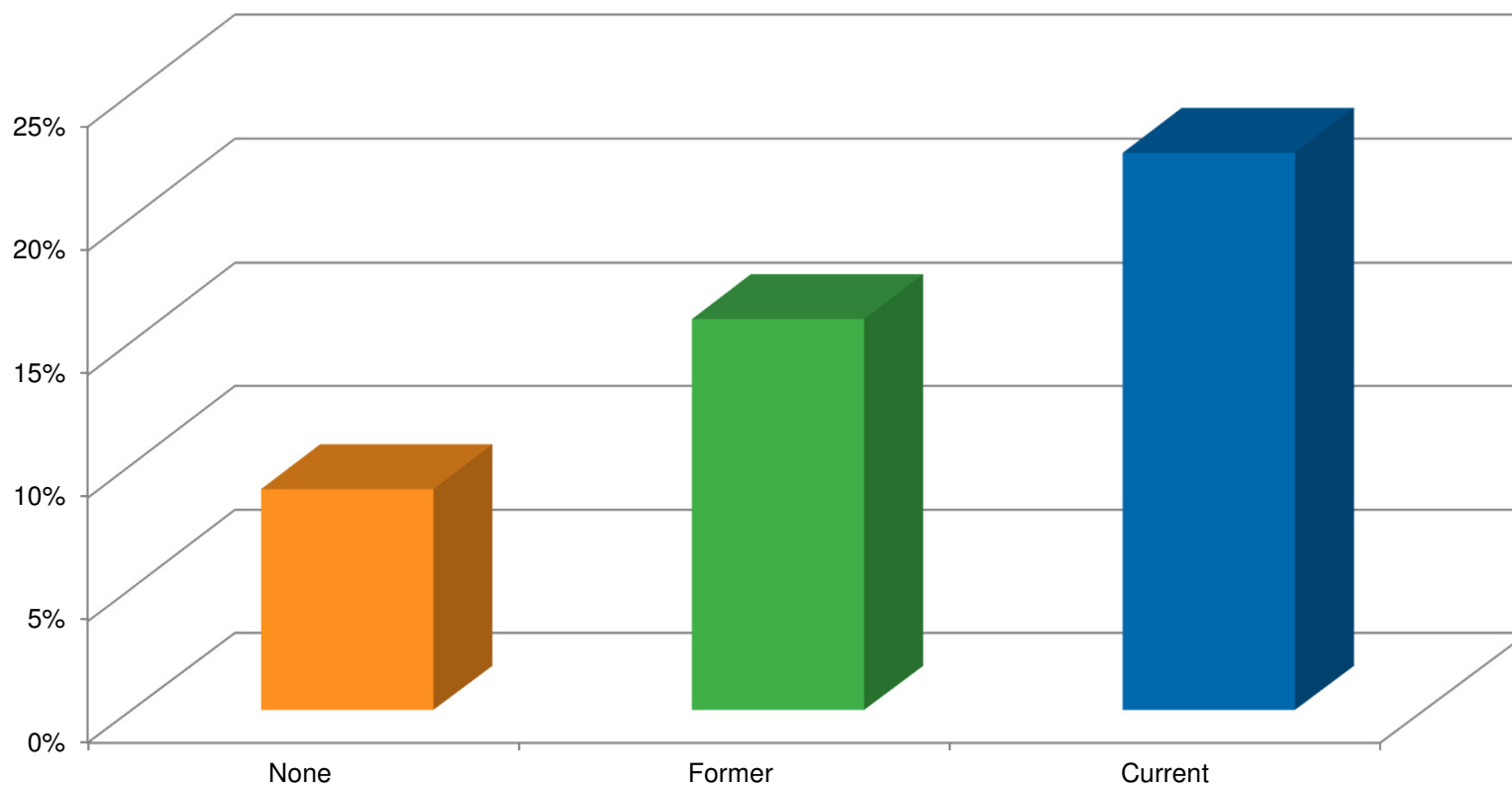
No Vegetables – Last 7 Days



- Currently has an incarcerated parent
- Has had an incarcerated parent in the past
- Has never had an incarcerated parent



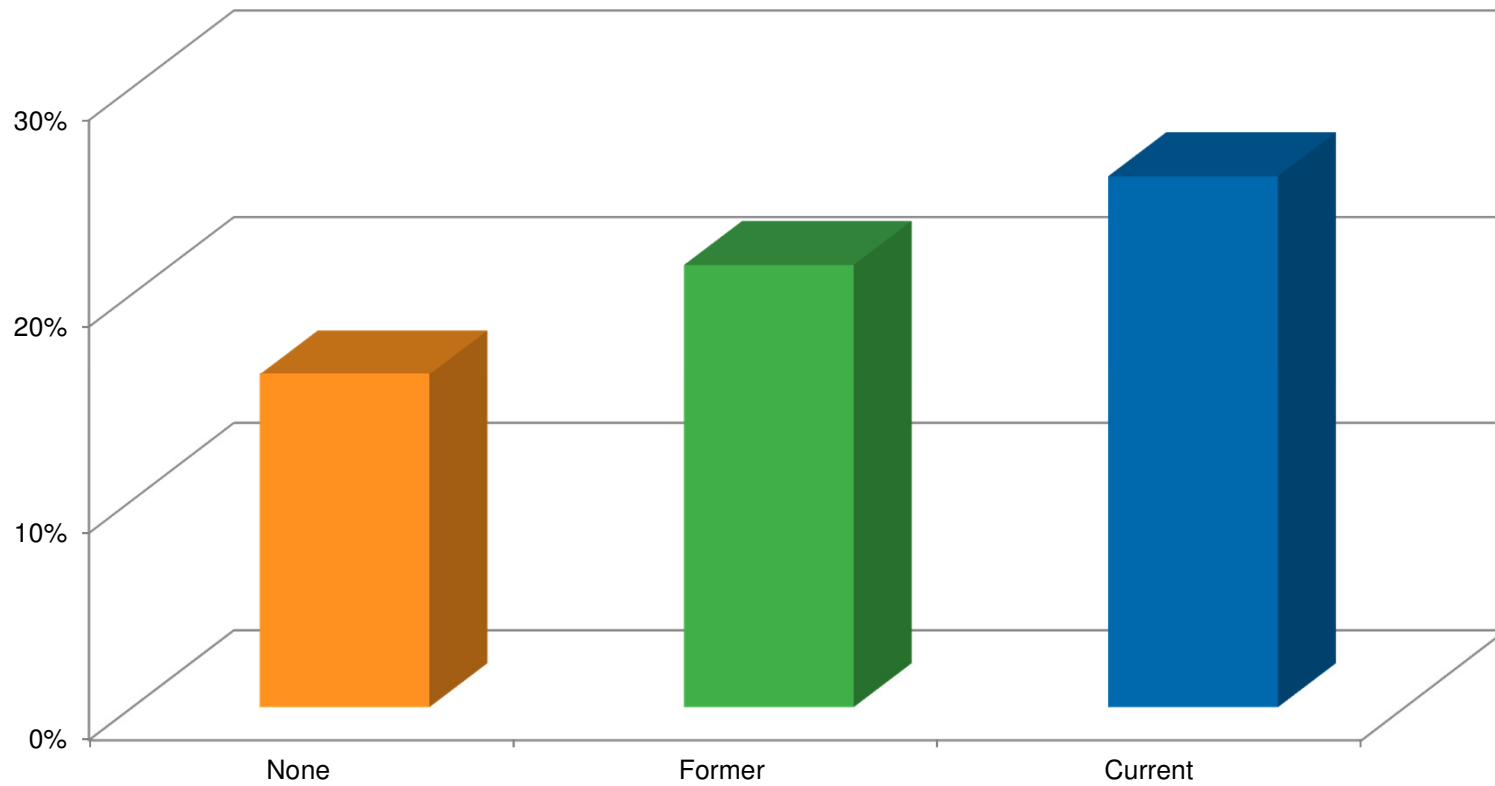
Three or More Sodas Per Day



- Currently has an incarcerated parent
- Has had an incarcerated parent in the past
- Has never had an incarcerated parent



Asthma



- Currently has an incarcerated parent
- Has had an incarcerated parent in the past
- Has never had an incarcerated parent



Key Findings



- Higher rates of behaviors associated with chronic health conditions
 - Overweight and obesity
 - Lack of physical activity
 - Lack of vegetables
 - Consumption of sugary drinks
- Higher rates of asthma






Limitations



Limitations



- Which parent?
 - Parent's role in the child's life?
 - How long?
 - How long ago?
 - How many times?
 - Jail or prison?
 - Some school districts are not included.
- 



Discussion and Next Steps



Discussion

How may you (and your organization) help to better understand the prevalence of parental incarceration and needs of the youth affected by it?

What are some things you could do?



Discussion

What current resources/programs/research are currently available that could benefit young people in Minnesota who may be affected by incarceration?



Some tools for you to review

- [Tipsheet](#)
- [Pew report](#)
- <http://www.familiesaffectedbyincarceration.org/>
- <https://www.wilder.org/Wilder-Research/Research-Areas/Pages/incarceration.aspx>
- [The Osborne Association](#)

MN SFAI Collaborative

- MN Strengthening Families Affected by Incarceration Collaborative work is organized to address these aspects of the problem:
 - Advocacy
 - Communications and Training
 - Data and Research
 - Family Engagement
- Meets the 2nd Wednesday of each month (St. Paul)

Twitter: #MNSFAI

<http://www.familiesaffectedbyincarceration.org>

Membership



- Big Brother/Big Sisters
 - Bridge Builders for Kids
 - Council on Crime & Justice
 - Goodwill/Easter Seals Minnesota
 - Hennepin County Library
 - Initiative Foundation
 - Lutheran Social Service of Minnesota
 - Minnesota Council of Child Caring Agencies
 - Minnesota Department of Corrections
 - Minnesota Department of Education
 - Minnesota Department of Health
 - Minnesota Department of Human Services
 - Minnesota Department of Public Safety
 - Minnesota Fathers and Families Network
 - Parenting with Purpose
 - Ramsey County Child Support
 - Restorative Parenting
 - University of Minnesota
 - Volunteers of America
 - Wilder Research
- 

Thank You!

Lee Buckley

Lee.Buckley@state.mn.us

Ebony Ruhland

ruhla011@umn.edu



Background slides, as needed



Poverty




“Do you currently get free or reduced-price lunch at school?”

“During the last 30 days, have you had to skip meals because your family did not have enough money to buy food?”

“During the past 12 months, have you stayed in a shelter, somewhere not intended as a place to live, or someone else’s home because you had no other place to stay?”

Race and ethnicity questions



- “Are you a member of any of the following ethnic or cultural groups: Hispanic or Latino, Somali, or Hmong?”
 - “What is your race?”
 - Hispanic was treated like a race category - all races are exclusive (not Hispanic)
 - American Indian and Native Alaskan
 - Asian and Pacific Islander
 - Black or African American
 - White
- 

Unexcused Absences



“During the last 30 days, how many times have you skipped school or cut classes, but NOT a full day of school, without being excused?”

“During the last 30 days, how many times have you skipped or cut a FULL day of school or classes without being excused?”



Discipline



“During the last 30 days, how many times have you been sent to the office for discipline?”

“During the last 30 days, how many times have you had in-school suspension (ISS)?”


“During the last 30 days, how many times have you been suspended from school (out-of-school suspension/OSS)?”



Grades

“How would you describe your grades this school year?”


- Mostly As
- Mostly Bs
- Mostly Cs
- Mostly Ds
- Mostly Fs
- Mostly Incompletes
- None of these letter grades



School Connectedness



“How much do you agree or disagree with each of the following statements?”

- “Overall, adults at my school treat students fairly.”
 - “Adults at my school listen to the students.”
 - “The school rules are fair.”
 - “At my school, teachers care about students.”
 - “Most teachers at my school are interested in me as a person.”
- 

Student Engagement

“How often do you care about doing well in school?”


“How often do you pay attention in class?”



Internalizing



“During the last 12 months, have you had SIGNIFICANT problems...

- “with feeling very trapped, lonely, sad, blue, depressed or hopeless about the future?”
 - “with sleep trouble, such as bad dreams, sleeping restlessly or falling asleep during the day?”
 - “with feeling very anxious, nervous, tense, scared, panicked or like something bad was going to happen?”
 - “with becoming very distressed and upset when something reminded you of the past?”
 - “with thinking about ending your life or committing suicide?”
- 

Self Injury



“During the last 12 months, how many times did you do something to purposely hurt or injure yourself without wanting to die, such as cutting, burning, or bruising yourself on purpose?”

- “0 times”
 - “1 or 2 times”
 - “3 to 5 times”
 - “6 to 9 times”
 - “10 to 19 times”
 - “20 or more times”
- 

Suicidal Ideation



“Have you ever seriously considered attempting suicide? (Mark ALL that apply)”

- “No”
- “Yes, during the last year”
- “Yes, more than a year ago”



Suicide Attempt



“Have you ever actually attempted suicide? (Mark ALL that apply)”

- “No”
- “Yes, during the last year”
- “Yes, more than a year ago”



Diagnosis of mental, emotional or behavioral problem



“Do you have any long-term mental health, behavioral or emotional problems? Long-term means lasting 6 months or more.”

- “Yes”
- “No”



Treatment for Mental Health Problems



“Have you ever been treated for a mental health, emotional or behavioral problem? (Mark ALL that apply)”

- “No”
- “Yes, during the last year”
- “Yes, more than a year ago”



Overweight and Obesity



Based on reported height (feet-inches) and weight (pounds)

- Overweight = 25.0 to 29.9
- Obese = 30 or greater



Physical Activity



“During the last 7 days, on how many days were you physically active for a total of AT LEAST 60 MINUTES PER DAY? (Add up all the time you spent in any kind of physical activity that increased your heart rate and made you breathe hard some of the time)”

— “0 days”

— “1 day”

— “2 days”

— “3 days”

— “4 days”

— “5 days”

— “6 days”


— “7 days”



Consumption of Vegetables




“During the last 7 days, how many times did you eat **green salad, potatoes, carrots** or **other vegetables**? (Do **not** count French fries, fried potatoes, or potato chips).”

- “I did not eat this”
 - “1 to 3 times in the last 7 days”
 - “4 to 6 times in the last 7 days”
 - “1 time per day”
 - “2 times per day”
 - “3 times per day”
 - “4 or more times per day”
- 

Consumption of Sugary Drinks



“How many cans, bottles or glasses of pop or soda did you drink yesterday?”

- “0”
 - “1 to 2”
 - “3 to 4”
 - “5 to 6”
 - “7 or more”
- 

Asthma



“Has a doctor or nurse ever told you that you have asthma?”

- “Yes”
- “No”

